联系电话/Tel：400-800-2581

公司邮箱/E-mail：info@fuyuautomation.com

公司地址/Add：成都市双流区公兴镇物联二路288号

公司官网/Web：www.fuyuautomation.com（Chinese）
www.fuyumotion.com（English）

福誉科技

直线运动系统智造商

LINEAR MOTION SYSTEM INTELLIGENT PRODUCTS MANUFACTURER

FUYU
福誉科技

选型手册

PRODUCT SELECTION MANUAL

专业从事单轴及多轴直线模组滑台、运动控制器的研发、生产、销售服务。

二零二二年 5.1

Specializing in the research and development, production and sales of single-axis、multi-axis linear module and controllers.

协同共赢

持续精进

真实担当

福誉科技

FUYU TECHNOLOGY CO.,LTD

CONTENTS
目录

关于我们/ABOUT US

公司简介 01
研发技术 03
生产工艺 04
品质检验 05
产品概述 06
公司资质 07
客户与案例 09
应用行业 10

产品详情/PRODUCT DESCRIPTION

FSK系列模组 13
FSL系列模组 23
FBL系列模组 39
FPB系列模组 51
FTH系列模组 63
FTB系列模组 81
二轴直角坐标机器人 99
三轴直角坐标机器人 103
定制工作台 105
控制器 107
配件选型 109

我们的服务/OUR SERVICE

售后服务 115



115项
知识产权
intellectual property rights

20项
资质认证
industry qualification certifications

96个
产品辐射国家地区
cover 96 countries and regions

16K+个
累计客户资源
accumulated coverage companies

公司简介

COMPANY PROFILE

国家高新技术企业
双软企业
National High-Tech Enterprise
Double Soft Enterprise

专利认证
patent certificates

一带一路
重点推荐企业
One Belt One Road
Highly Recommended Enterprise

成都福誉科技有限公司成立于2011年11月，专注于直线运动系统的研发、生产、销售和服务。“福誉科技”不断吸引高端人才，完善产业链集群，同时高度重视与高校、科研院所的产学研结合模式及国内外有实力企业的合作。

“福誉科技”已获国家相关部门认证：“国家高新技术企业”，“双软企业”，ISO9001-2015，知识产权管理体系，知识产权已授权115项，涉及发明专利6项，实用新型、外观专利81项，软件著作权及商标28项；已获国际相关认证：德国莱茵机构“TUV”认证，及CE, ROHS、FCC、IP等级认证。

福誉产品已辐射全球90余个国家，福誉人秉持“真实、担当、持续精进、协同共赢”的价值观，不断迭代优化产品和服务获取与更多合作伙伴的共赢。

Chengdu Fuyu Technology Co., Ltd. was established in November 2011, focusing on the research and development, production, sales and service of linear motion systems. We continue to introduce high-end talents and improve the industrial chain cluster. At the same time, we attach great importance to the mode of production-university- research cooperation with universities and research institutes, and sincerely cooperate with domestic and foreign powerful brand enterprises.

FUYU Technology has been certified by relevant national departments: "National High-tech Enterprise", "Double Soft Enterprise", ISO9001-2015, Intellectual Property Management System, 115 intellectual property rights have been authorized, involving 6 invention patents, utility model, appearance patents and 99software copyrights; The products also have obtained international certifications, such as German Rheinland organization "TUV" and CE, ROHS, FCC, IP66, etc.

Fuyu's products have been sold to more than 90 countries around the world, we uphold the values of "Authentic, Responsible, Keep Improving and Win-win cooperation", constantly iteratively optimize products and services to get win-win opportunities with more partners.



研发技术

COMPANY QUALIFICATION



位于成都的福誉科技研发中心，从设备的结构有限元分析，材料分析到加工工艺、装配技术、检测方式、智能软件、底层算法等。并且集聚了包含国际引进人才、教授，行业精英的技术团队，截止2021年公司已取得超过115余项专利，为客户提供快速，高品质的定制化服务。

FYYU science and technology research and development center In Chengdu, from the finite element analysis of equipment structure, material analysis to processing technology, assembly technology, detection methods, intelligent software, underlying algorithm, etc. The company has gathered a technical team including international talents, professors and industry elites. By 2021, the company has obtained more than115 patents to provide customers with fast and high-quality customized services.

福誉科技

生产工艺

PRODUCTION PROCESS

福誉科技一直以发展的眼光看世界，所有产品严格按照各项生产流程规范操作，115项专利涵盖模组及控制器各方面新型技术。以先进的技术和真诚的合作态度，将一如既往地以优质的产品，合理的价格，专业的服务与广大客户携手并进，共创辉煌。

FUYU has a development perspective of the world, all products are in strict accordance with the production process and standards, the 115 patents cover various aspects of the new module and controller technology. With advanced technology and sincere cooperation attitude, we will, as always, go hand in hand with our customers with high quality products, reasonable prices and professional services to create brilliant future.







品质检验

QUALITY RESTRICTION

福誉科技一贯致力于先进理论的探索与技术的创新，注重信息技术的建设，形成了健全有效的经营管理机制和科学的执行规范体系。

本着“以质量求生存，以信誉求发展”的宗旨，我们建立了完善的产品质量审核标准，严格按照品质检验流程执行，把控每一关，实现0容错率。执行质量和服务得到了有关主管部门及客户的一致认可。

Fuyu Technology has always been committed to the exploration of advanced theories and technological innovation, focusing on the construction of information technology, forming a practical and effective management mechanism and a scientific execution system.

In the spirit of "survive by quality, seek development by credibility", we have established perfect product quality audit standards, strictly implemented the quality inspection process, controlled every link of research and development, and achieved zero fault tolerance rate, thereby gaining the majority of customers Unanimously recognized and praised.

产品检验流程

PRODUCT INSPECTION PROCESS



1、检测平行度/等高度

Detect parallelism / equal height

2、检测行走直线绝对精度

Detect the absolute accuracy of the walking straight line

3、检测重复定位精度

Detection of repeated positioning accuracy



4、检测驱动及电机

Test drive and motor

5、检测顺畅度

Detection smoothness



6、检测噪音

Detect noise

产品概述

PRODUCT CATALOGUE

FSK系列模组
FSK LINEAR GUIDE

FSL系列模组
FSL LINEAR GUIDE

FBL系列模组
FBL LINEAR GUIDE

FPB系列模组
FPB LINEAR GUIDE

FTH系列模组
FTH LINEAR GUIDE

FTB系列模组
FTB LINEAR GUIDE

二轴直角坐标机器人
TWO-AXIS CARTESIAN COORDINATE ROBOT

三轴直角坐标机器人
THREE-AXIS CARTESIAN COORDINATE ROBOT

定制工作台
CUSTOM WORKBENCH

控制器
CONTROLLER

Fuyu Technology always has strict implementation standards for linear modules, and product innovation, product materials, and product performance are three major factors that our company is most concerned about. All products are in strict accordance with the three major elements and are higher than industry standards. Among them, the smoothness of the product movement, product material, movement speed, positioning accuracy, product life, product noise are six core standards and the key to our product's ability to grow at more than 200% annually.

福誉科技对于直线模组一直有严格的执行标准，而产品创新、产品材质、产品性能又是我们公司最关心的3大要素，所有产品严格按照3大要素，做到高于行业标准。其中产品的运动平稳性、产品材质、运动速度、定位精度、产品寿命、产品噪音。这6大核心标准是我们产品能在每年超过200%的生产规模递增的重要秘诀。

福誉科技

公司荣誉
COMPANY HONOR

权威检测
AUTHORITATIVE TESTING

产品认证
PRODUCT CERTIFICATE

公司资质
COMPANY QUALIFICATION

前行的道路曲折艰辛，福誉科技怀着敬畏之心，自律坚持，砥砺前行，积极开创新天地！

The path ahead is arduous and difficult. Fuyu Technology insists on self-discipline, advancing in an awe-inspiring manner, and actively creates a new world!

福誉科技

福誉科技坚持以客户角度去思考,让客户真正感受到福誉科技的品牌价值、产品价值以及个人价值。

The path ahead is arduous and difficult. Fuyu Technology insists on self-discipline, advancing in an awe-inspiring manner, and actively creates a new world!

行业与案例

INDUSTRYAND CASES

我们的合作伙伴

OUR COOPERATION PARTNERS

部分客户案例

SOME CUSTOMER CASES

FSK30 CUSTOM MINIATURE LINEAR MODULE

FSK30 定制微型直线模组

客户公司专注于光谱成分检测技术及环境监测技术，提供烟气分析仪、便携式烟气分析仪。
本次定制项目主要用食品的一般成分分析、微量元素分析、农药残留分析、兽药残留分析、霉菌毒素分析、食品添加剂分析和其他有害物质的分析等。

Our company focuses on spectral component detection technology and environmental monitoring technology, and provides flue gas analyzer and portable flue gas analyzer.

This customized project mainly uses the analysis of general ingredients, trace elements, pesticide residues, veterinary drug residues, mycotoxins, food additives and other harmful substances in food.

FTH17 CUSTOM LASER WORKBENCH

FTH17 定制激光工作台

客户为某航空军工单位，主要提供工程技术研究、智能无人飞行、航空运输及材料设备研发生产。
本款产品为自有手持激光机，为提升工作效率代替人工，根据激光机提供一体化定制工作台，整个实际使用对于稳定性及精准度要求较高。

The customer is an aviation military industry unit, mainly providing engineering technology research, intelligent unmanned flight, air transportation and R & D and production of materials and equipment.This product is a self owned handheld laser machine. In order to improve work efficiency and replace manual work, an integrated customized workbench is provided according to the laser machine. The whole actual use requires high stability and accuracy.

THREE AXIS RECTANGULAR COORDINATE DISPENSING MACHINE

三轴直角坐标点胶机

客户专业从事各种自动点胶机，产品主要有：全自动灌胶机、全自动点胶机、双组份硅胶打胶机、压盘式打胶机、5加仑桶装打胶机、AB双液灌胶机、真空灌胶机、流水线式灌胶机、三轴点胶机。

Our customers are specialized in all kinds of automatic dispensers. Our products mainly include: automatic dispenser, automatic dispenser, two-component silicone dispenser, pressure plate dispenser, 5-gallon barrel dispenser, AB double liquid dispenser, vacuum dispenser, assembly line dispenser and three-axis dispenser.

FSK40 TWO AXIS CUSTOM MODULE

FSK40两轴定制模组

客户为某知名理工高校，应用于机械设计制造其自动化相关教研实验，本次项目使用于用于雷达声波反射接收装置。
整个模组主要用于教学展示，所以我们需要考虑客户在使用过程中可以多个维度向学生展示，从垂直运行到水平运行，同时保证组建便利性。

The client is a well-known University of science and technology, which is used in the teaching and research experiments related to the automation of mechanical design and manufacturing. This project is used in the radar acoustic reflection and receiving device.The whole module is mainly used for teaching display, so we need to consider that customers can show students in multiple dimensions in the process of using, from vertical operation to horizontal operation, and ensure the convenience of construction.

福誉科技



FSL60 SCREW CUSTOMIZED GANTRY
FSL60丝杆定制龙门

客户公司是一家国内领先的下一代图像与视频科技企业；晰图研发制造超高分辨率、超大画幅、超高帧率、超低照度等特种摄像机，并为客户提供具有创新竞争力的配件及应用系统。

Customer company is a leading next generation image and video technology enterprise in China; We develop and manufacture super-high resolution, super large frame, super high frame rate, super low illumination and other special cameras, and provide customers with innovative and competitive accessories and application systems.

FSL80 TWO AXIS LINEAR MODULE
FSL80两轴直线模组

本项目使用于某知名家居品牌工厂；主要用于水平面内，两维工件搬运，移载，行走轨迹应用。主要考虑使用环境以及使用需求，采用钢带式全封闭设计。

This project is used in a famous household brand factory; Mainly used for horizontal plane, two-dimensional workpiece handling, transfer, walking trajectory application. Mainly considering the use environment and demand, the steel belt type fully enclosed design is adopted.

上下料机械手
Loading and unloading manipulator

激光雕刻
Laser Engraving

墙体绘制机
Wall Painting

n95口罩多工位封边机
Mask Edge Banding Machine

分拣机
Sorter

切割机
Cutting Machine

应用行业
CASE PRESENTATION

智能餐饮
Intelligent catering



高校模拟实验平台
University simulation experiment platform

3D动态屏装置
3D dynamic screen device



取放整列装置
Aligning device for pick-and-place of IC boards



自动售卖机
Vending machine

商超模组运用
Application of Shangchao module

智能家居
Smart home

切割设备
Cutting equipment



点胶设备
Dispensing equipment



电路板喷涂设备
Circuit board spraying equipment



电器元件搬运
Handling of electrical components

FSK模组
FSK LINEAR GUIDE



耐磨耐用 结构简单
WEAR-RESISTANT AND DURABLE, SIMPLE STRUCTURE

经济实用型丝杆模组，性价比高，适用于中低负载中等速度要求，使用环境稳定的条件。可单轴或多轴组合使用，方便搭配各行业所需的工件便成为最简单、实用的机械手臂。

Economical and practical screw module, high cost performance, suitable for medium and low load, medium speed requirements, stable environment conditions. It can be combined with single axis or multi axis, and it is convenient to match the workpieces required by various industries, so it becomes the most simple and practical manipulator.

技术特点
TECHNICAL FEATURES

1.可选配件 OPTIONAL ACCESSORIES

电源、驱动、限位开关、控制器、连接板、拖链

Power supply, drive, limit switch, controller, connection board, drag chain

2.应用范围 APPLICATION AREA

应用范围：精密定位、点胶涂装、喷油喷涂、视觉检测、搬运移动、抓取、切割焊接、自动组装、自动锁螺丝、码垛作业等。如：PCB板检测、光碟片堆叠装置、零件取放等。

Applications: Precise positioning, dispensing, spray painting, visual inspection, moving, grabbing, cutting and welding, automatic assembly, automatic locking screws, palletizing, etc. Such as: PCB board detection, optical disc stacking device, parts pick and place.

3.产业 INDUSTRY

TFT-LCD液晶面板设备、半导体设备、LED线上设备、太阳能设备

TFT-LCD LCD panel equipment, semiconductor equipment, led online equipment, solar energy equipment

FSK30J 直线模组
FSK30J LINEAR MODULE
P15

FSK30 直线模组
FSK30 LINEAR MODULE
P17

FSK40 直线模组
FSK40 LINEAR MODULE
P19

FSK80直线模组
FSK80LINEAR MODULE
P21

FSK30J直线模组 FSK30J LINEAR GUIDE



更多参数请联系我们
More parameters please contact us

重复定位精度[mm] Position Accuracy	有效行程[mm] Effective Stroke	垂直参考负载[kg] Vertical reference Loading	水平参考负载[kg] Horizontal reference Loadings
±0.05	50~500	1	3

FSK30J 直线模组-型号表示方式
FSK30J-ORDERING METHOD

※默认标配电机

FSK30JJ	E300	12	BC	B28

丝杆模组-FSK系列 Screw module - FSK series

型号 Model	本体宽（mm） Wide(mm)
FSK30JJ	30

导程 Lead

丝杆滑台 Screw Slider	
02	2mm
04	4mm
12	12mm

有效行程 Effective trip

丝杆外径 Screw Outer Diameter	标准行程 Wide(mm)
Ø8	50-500

电机位置 Motor position

丝杆滑台 Screw Slider	
BC	电机直连 Motor Exposed

厂牌 Brand name

步进电机 Stepping motor	
※ B28	28X32
B35	35X34

FSK30J 直线模组-搭配一览表
FSK30J-COLLOCATION LIST

触摸屏 Touch screen	控制器 Controller	限位开关 Limit switch	直流电源型号 DC power model	驱动器型号 Drive model
TPC7062HW	FSC-2A	FPS-1A-NPN-NO	PMT-24V350W	FMDD36D22NOM
	FMC4030	FPS-1A-PNP-NO	PMT-24V100W	
			PMT-24V50W	
			LRS-100-24	
			LRS-350-24	

FSK30J 直线模组-技术参数
FSK30J-TECHNICAL PARAMETER

TECHNICAL PARAMETER

重复定位精度[mm] Position Accuracy			±0.05											
T型丝杆直径[mm] Ladder type Screw Diameter			φ8						φ8					φ8
T型丝杆导程[mm] Stroke			2						4					12
2832 步进电机 stepper motor	水平	负载[kg] loadings	0.5	1.0	1.5	2.0	2.5	3.0	0.5	1.0	1.5	2.0	2.5	3.0	特殊需求请联系我们 Please contact us for special needs
		速度[mm/s] Speed	40	40	40	40	40	40	80	80	80	80	80	80	
	侧装	速度[mm/s] Speed	40	40	30	15	0	0	80	80	80	40	0	0	
	垂直	速度[mm/s] Speed	40	40	40	40	15	0	80	80	25	0	0	0	
	倒装	速度[mm/s] Speed	40	40	40	40	40	40	80	80	80	80	80	80	
	噪音noise[dB]		<60												
3534 步进电机 stepper motor	水平	负载[kg] loadings	0.5	1.0	1.5	2.0	2.5	3.0	0.5	1.0	1.5	2.0	2.5	3.0	特殊需求请联系我们 Please contact us for special needs
		速度[mm/s] Speed	40	40	40	40	40	40	80	80	80	80	80	80	
	侧装	速度[mm/s] Speed	40	40	40	40	40	40	80	80	80	80	75	60	
	垂直	速度[mm/s] Speed	40	40	40	40	40	35	80	80	25	55	40	25	
	倒装	速度[mm/s] Speed	40	40	40	40	40	40	80	80	80	80	80	80	
	噪音noise[dB]		<60												
储藏温度[℃] Storage temperature			-15℃—+60℃												

FSK30J 直线模组-尺寸图
FSK30J-DIMENSIONAL DRAWING

BC 电机直连 MOTOR EXPOSED

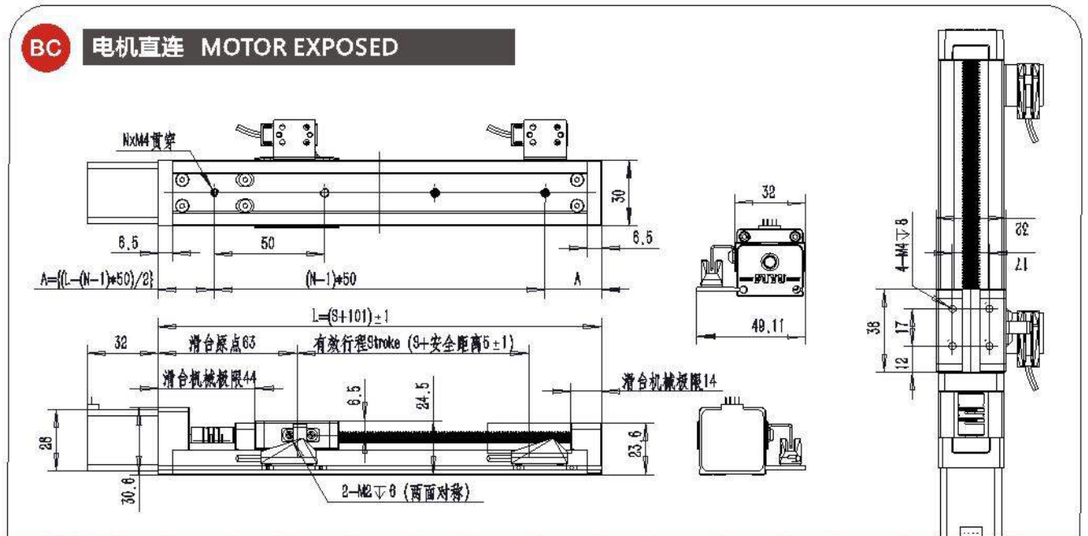

行程[mm] Stroke	50	100	150	200	250	300	350	400	450	500
模组总长[mm] Linear Guide Total Length	151	201	251	301	351	401	451	501	551	601
重量[kg] Weight	0.35	0.4	0.45	0.5	0.55	0.6	0.65	0.7	0.75	0.8

备注：螺母安装数量会以长度不同而变化，以实际为准。 The installation length of nut shall be subject to the actual situation

FSK30直线模组 FSK30 LINEAR GUIDE

Single rail
单轨

更多参数请联系我们
More parameters please contact us

重复定位精度[mm] Position Accuracy	有效行程[mm] Effective Stroke	垂直最大负载[kg] Max Vertical Loading	水平最大负载[kg] Max Horizontal Loadings
±0.05	50~300	1	4

FSK30 直线模组-型号表示方式
FSK30-ORDERING METHOD

※为标配电机

FSK30	E300	12	BC	B28

丝杆模组-FSL系列 Screw module - FSL series

型号 Model	本体宽（mm） Wide(mm)
FSK30	30

导程 Lead

丝杆滑台 Screw Slider	
02	2mm
04	4mm
12	12mm

有效行程 Effective trip

丝杆外径 Screw Outer Diameter	标准行程 Wide(mm)
Ø8	50-300

电机位置 Motor position

丝杆滑台 Screw Slider	
BC	电机直连 Motor Exposed

厂牌 Brand name

步进电机 Stepping motor	
B28	28X32
※ B35	35X34

FSK30 直线模组-搭配一览表
FSK30-COLLOCATION LIST

触摸屏 Touch screen	控制器 Controller	限位开关 Limit switch	直流电源型号 DC power model	驱动器型号 Drive model
TPC7062HW	FSC-2A	FY-SPX307	PMT-24V350W	FMDD36D22NOM
	FMC4030		PMT-24V100W	
			PMT-24V50W	
			LRS-100-24	
			LRS-350-24	

FSK30 直线模组-技术参数
FSK30-TECHNICAL PARAMETER

TECHNICAL PARAMETER

重复定位精度[mm] Position Accuracy	±0.05		
T型丝杆直径[mm] Ladder type Screw Diameter	φ8	φ8	φ8
T型丝杆导程[mm] Lead	2	4	12
水平最大负载[kg] Max Horizontal Loadings	4		
垂直最大负载[kg] Max Vertical Loading	1		特殊需求请联系我们 Please contact us for special needs
空载速度[mm/s] Without Loading Speed	100	255	300
水平满载速度[mm/s] Max Horizontal Full Speed	70	130	250
垂直满载速度[mm/s] Max Vertical Full Speed	50	100	特殊需求请联系我们 Please contact us for special needs
额定加速度[mm/s²] Rated Acceleration	600		
最大推力[N] Maximum thrust	30		
储藏温度[℃] Storage temperature	-15℃—+60℃		

FSK30 直线模组-尺寸图
FSK30-DIMENSIONAL DRAWING

BC 电机直连 MOTOR EXPOSED

S	50	100	150	200	250	300
L	110	160	210	260	310	360
A	30	30	55	30	55	30
M	1	1	1	2	2	3
N	50	100	100	100	100	100

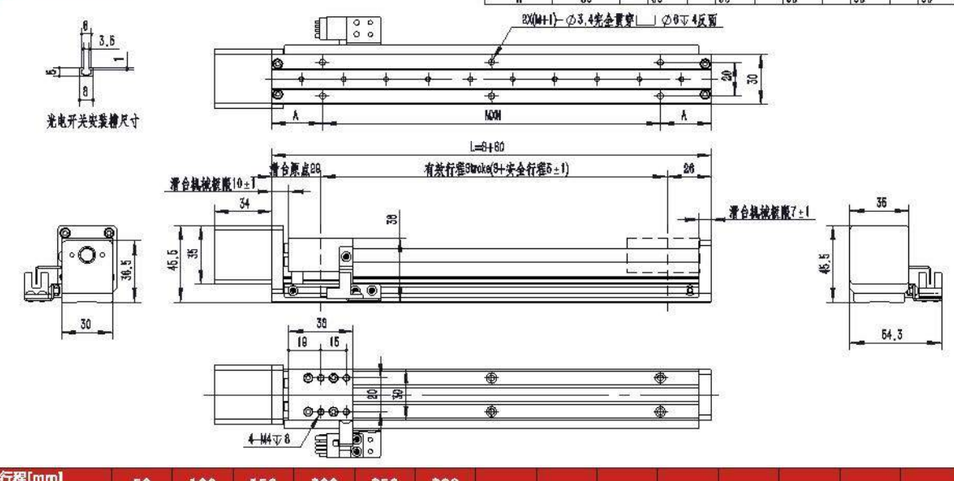

行程[mm] Stroke	50	100	150	200	250	300
模组总长[mm] Linear Guide Total Length	110	160	210	260	310	360
重量[kg] Weight	0.4	0.5	0.6	0.7	0.8	0.9

备注：螺母安装数量 会以长度不同而变化，以实际为准。 The installation length of nut shall be subject to the actual situation

FSK40直线模组 FSL40 LINEAR GUIDE

Single rail
单轨

更多参数请联系我们
More parameters please contact us

重复定位精度[mm] Position Accuracy	有效行程[mm] Effective Stroke	垂直最大负载[kg] Max Vertical Loading	水平最大负载[kg] Max Horizontal Loadings
±0.03	50~1000	15	25

FSK40 直线模组-型号表示方式
FSK40-ORDERING METHOD

※为标配电机

FSK40	E300	10	C7	BC	B57	S

丝杆模组-FSK系列 Screw module - FSL series

型号 Model	本体宽（mm） Wide(mm)
FSK40	40

导程 Lead

丝杆滑台 Screw Slider	
04	4mm
05	5mm
10	10mm
16	16mm

有效行程 Effective trip

丝杆外径 Screw Outer Diameter	标准行程 Wide(mm)
Ø12	50-500
Ø16	50-1000

电机位置 Motor position

丝杆滑台 Screw Slider	
BC	电机直连 Motor Exposed

重复定位精度 Repeated Positioning Accuracy

丝杆驱动 Ball Screw Driven	
C7	±0.03

厂牌 Brand name

伺服电机 Servo motor	
P松下	10:100W
T台达	20:200W
Y安川	
M三菱	

步进电机 Stepping motor	
※ B57	57X56
B60	60X102

刹车 brake

无刹车不表示
Extra Enquiry If Need Brake

FSK40 直线模组-搭配一览表
FSK40-COLLOCATION LIST

触摸屏 Touch screen	控制器 Controller	限位开关 Limit switch	直流电源型号 DC power model	驱动器型号 Drive model
TPC7062HW	FSC-2A	SN04-N	PMT-24V350W	FMDD50D40NOM
	FMC4030		PMT-24V100W	
			PMT-24V50W	
			LRS-100-24	
			LRS-350-24	

FSK40 直线模组-技术参数
FSK40-TECHNICAL PARAMETER

TECHNICAL PARAMETER			
重复定位精度[mm] Position Accuracy	±0.03		
滚珠丝杆直径[mm] Ball Screw Diameter	φ12	φ16	φ16
滚珠丝杆导程[mm] Lead	4	5	10
水平最大负载[kg] Max Horizontal Loadings	25	25	20
垂直最大负载[kg] Max Vertical Loading	15	15	10
空载速度[mm/s] Without Loading Speed	100	180	255
水平满载速度[mm/s] Max Horizontal Full Speed	80	150	230
垂直满载速度[mm/s] Max Vertical Full Speed	40	90	50
侧装最大负载[kg] Max side mounted payload	5		
侧装满载速度[mm/s] max side mounted speed	60	75	150
额定加速度[mm/s²] Rated Acceleration	500		
最大推力[N] Maximum thrust	471	376	188
储藏温度[℃] Storage temperature	-15℃—+60℃		

FSK40 直线模组-尺寸图
FSK40-DIMENSIONAL DRAWING

BC 电机直连 MOTOR EXPOSED

A：周部相邻孔间距
A : Distance between adjacent holes in tail
M：阵列数
M : Number of arrays
N：安装孔个数
N : Number of mounting holes

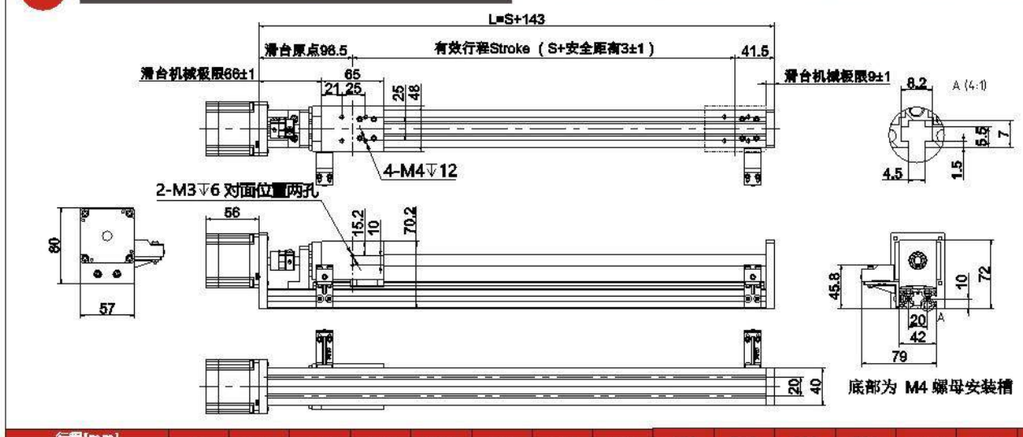

行程[mm] Stroke	50	100	150	200	250	300	350	400	450	500	600	700	800	900	1000
模组总长[mm] Linear Guide Total Length	193	243	293	343	393	443	493	543	593	643	743	843	943	1043	1143
重量[kg] Weight	1.8	2.0	2.2	2.4	2.6	2.8	3.0	3.2	3.4	3.6	3.8	4.0	4.2	4.4	4.6

备注：可选配57电机、60电机、台达电机具体参数请联系我们 The installation length of nut shall be subject to the actual situation

FSK80直线模组 FSL40 LINEAR GUIDE

dual rail
双轨

更多参数请联系我们
More parameters please contact us

重复定位精度[mm] Position Accuracy	有效行程[mm] Effective stroke	垂直最大负载[kg] Max Vertical Loading	水平最大负载[kg] Max Horizontal Loadings
±0.02	50~1000	20	40

FSK80 直线模组-型号表示方式
FSK80-ORDERING METHOD

※为标配电机

FSK80	E300	10	C7	BC	B57	S

丝杆模组-FSK系列 Screw module - FSL series

型号 Model	本体宽（mm） Wide(mm)
FSK80	80

导程

丝杆滑台 Screw Slider	
10	10mm

有效行程 Effective trip

丝杆外径 Screw Outer Diameter	标准行程 Wide(mm)
Ø16	50-1000

电机位置 Motor position

丝杆滑台 Screw Slider		
BC	电机直连	Motor Exposed
BL	电机左折	Motor Left Side
BR	电机右折	Motor Right Side
BD	电机下折	Motor Down Side

重复定位精度 Repeated Positioning Accuracy

丝杆驱动 Ball Screw Driven	
C7	±0.02

厂牌 Brand name

伺服电机 Servo motor	
T台达	20:200W
T台达	40:400W
Y安川	40:400W
M三菱	75:750W
步进电机 Stepping motor	
※ B60	60X102

刹车 brake

无刹车不表示
Extra Enquiry If Need Brake

FSK80 直线模组-搭配一览表
FSK80-COLLOCATION LIST

触摸屏 Touch screen	控制器 Controller	限位开关 Limit switch	直流电源型号 DC power model	驱动器型号 Drive model
TPC7062HW	FSC-2A	SN04-N(NPN.NO)	PMT-24V350W	FMDD50D40NOM
	FMC4030		LRS-350-24	

FSK80 直线模组-技术参数
FSK80-TECHNICAL PARAMETER

TECHNICAL PARAMETER	
重复定位精度[mm] Position Accuracy	±0.02
电机 Motor	步进60102（标配）
导轨规格 Rail model	双轨 W12xH8
丝杆规格 Ball screw model	16
有效行程[mm] Effective Stroke	50-1000
导程[mm] Lead	10
水平满载速度[mm/s] Horizontal full payload speed	230
垂直满载速度[mm/s] Vertical full payload speed	60
侧挂满载速度[mm/s] Side mounting full payload speed	210
水平额定负载[kg] Rated horizontal payload	40
垂直额定负载[kg] Rated vertical payload	20
侧挂额定负载[kg] Rated side mounting payload	15
空载噪声[db] Noisy without payload	79
额定负载噪声[db] Rated payload noisy	70
加速度[mm/s²] Acceleration	500
储藏温度[℃] Storage temperature	-15℃—+60℃

FSK80 直线模组-尺寸图
FSK80-DIMENSIONAL DRAWING

BC 电机直连 MOTOR EXPOSED

A：周邻相邻孔间距
A : Distance between adjacent holes in tail
M：阵列数
M : Number of arrays
N：安装孔个数
N : Number of mounting holes

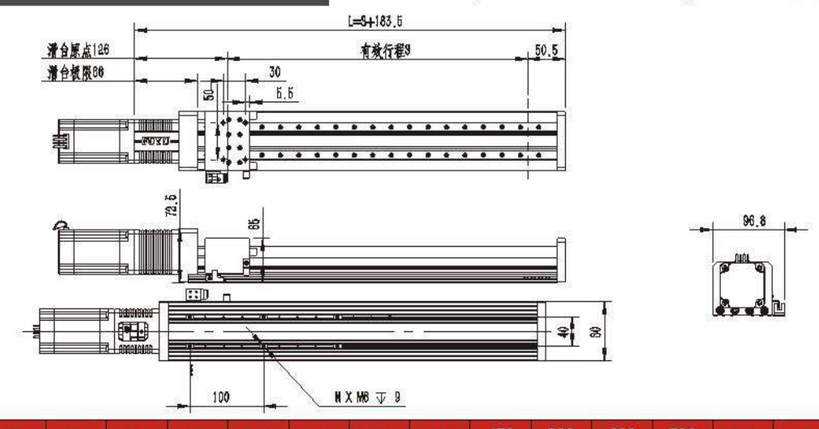

行程[mm] Stroke	50	100	150	200	250	300	350	400	450	500	600	700	800	900	1000
模组总长[mm] Linear Guide Total Length	232.5	282.5	332.5	382.5	432.5	482.5	532.5	582.5	632.5	682.5	782.5	882.5	982.5	1082.5	1182.5
重量[kg] Weight	5.2	5.4	5.6	5.8	6	6.2	6.4	6.6	6.8	7	7.7	8.1	8.5	8.9	9.3

备注：图中参考电机为60102步进电机,具体参数请联系我们　Note : refered motor is 60102 stepper motor in image help me translate

BD 电机下折 MOTOR DOWN SIDE

A：周部相邻孔间距
A : Distance between adjacent holes in tall

M：阵列数
M : Number of arrays

N：安装孔个数
N : Number of mounting holes

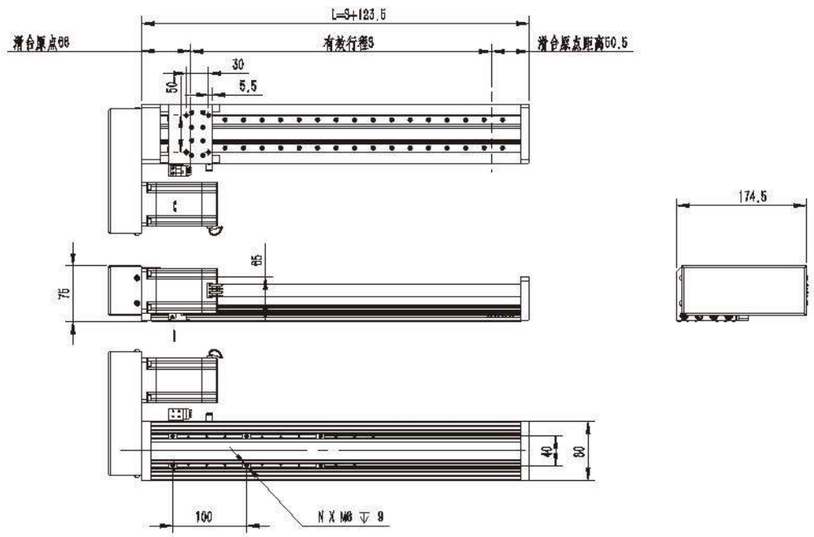

行程[mm] Stroke	50	100	150	200	250	300	350	400	450	500	600	700	800	900	1000
横组总长[mm] Linear Guide Total Length	173.5	223.5	273.5	323.5	373.5	423.5	473.5	523.5	573.5	623.5	723.5	823.5	923.5	1023.5	1123.5
重量[kg] Weight	5.2	5.4	5.6	5.8	6	6.2	6.4	6.6	6.8	7	7.7	8.1	8.5	8.9	9.3

备注：图中参考电机为60102步进电机,具体参数请联系我们　Note : refered motor is 60102 stepper motor in image help me translate

BR 电机右折 MOTOR RIGHT SIDE

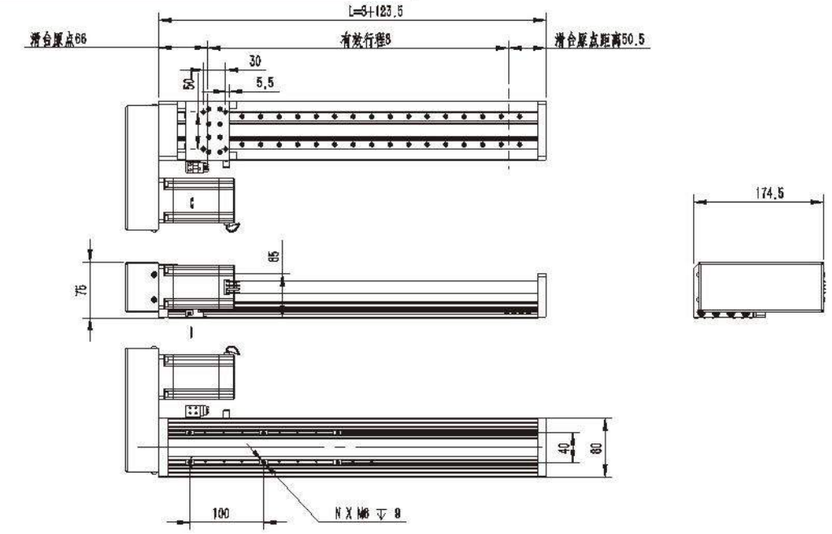

行程[mm] Stroke	50	100	150	200	250	300	350	400	450	500	600	700	800	900	1000
横组总长[mm] Linear Guide Total Length	173.5	223.5	273.5	323.5	373.5	423.5	473.5	523.5	573.5	623.5	723.5	823.5	923.5	1023.5	1123.5
重量[kg] Weight	5.2	5.4	5.6	5.8	6	6.2	6.4	6.6	6.8	7	7.7	8.1	8.5	8.9	9.3

备注：图中参考电机为60102步进电机,具体参数请联系我们　Note : refered motor is 60102 stepper motor in image help me translate

BL 电机左折 MOTOR LEFT SIDE

A：周部相邻孔间距
A : Distance between adjacent holes in tall

M：阵列数
M : Number of arrays

N：安装孔个数
N : Number of mounting holes

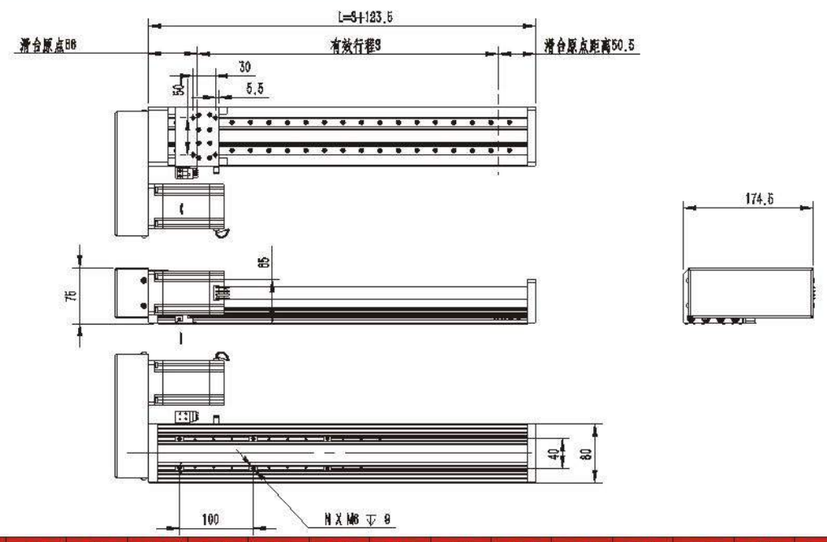

行程[mm] Stroke	50	100	150	200	250	300	350	400	450	500	600	700	800	900	1000
横组总长[mm] Linear Guide Total Length	173.5	223.5	273.5	323.5	373.5	423.5	473.5	523.5	573.5	623.5	723.5	823.5	923.5	1023.5	1123.5
重量[kg] Weight	5.2	5.4	5.6	5.8	6	6.2	6.4	6.6	6.8	7	7.7	8.1	8.5	8.9	9.3

备注：图中参考电机为60102步进电机,具体参数请联系我们　Note : refered motor is 60102 stepper motor in image help me translate

福誉科技

FSL系列模组
FSL LINEAR GUIDE

高质高量 通用性强
SUPERIOR QUALITY AND STRONG VERSATILITY

FSL系列模组，稳定性好，结构紧凑，并且拥有全封闭式结构，防屑，负载强。适用一般环境。可单轴或多轴组合使用，方便搭配各行业所需的工件便成为最简单、实用的机械手臂。

FSL series module, good stability, compact structure, and has closed structure, anti chip, strong load.suitable for normal working environment, it is convenient to use single axis or multi-axis to assemble easy functional usage robotic arms for kinds of Industries

技术特点
TECHNICAL FEATURES

1.可选配件 OPTIONAL ACCESSORIES

电源、驱动、限位开关、控制器、连接板、拖链

Power supply, drive, limit switch, controller, connection board, drag chain

2.应用范围 APPLICATION AREA

应用范围：激光载床、光伏背板切割刻膜机、输送机械手、辅助设备、电科研试验功能演示，各类工业自动化生产线、各类精加工机械等。

Application range: laser cutting machine,PV back sheet cutting engraving machine, transportation mechanical arm, assistant device, Electric research test function demonstration, kinds of industrail automatic production line, kinds of precision machinery processing

3.产业 INDUSTRY

半导体设备、LED线上设备、太阳能设备、FPD设备

Semiconductor device, LED online device, solar equipment, FPD equipment

福睿科技



FSL60 直线模组
FSL60 LINEAR MODULE
P27

FSL80 直线模组
FSL80 LINEAR MODULE
P31



FSL120 直线模组
Fs120 LINEAR MODULE
P35

FSL60直线模组 FSL60 LINEAR GUIDE

Single rail
单轨

更多参数请联系我们
More parameters please contact us

重复定位精度[mm] Position Accuracy	有效行程[mm] Effective Stroke	垂直最大负载[kg] Max Vertical Loading	水平最大负载[kg] Max Horizontal Loadings
±0.02	50~1050	10	40

FSL60 直线模组-型号表示方式
FSL60-ORDERING METHOD

※为标配电机

FSL60	E300	10	C7	BC	B60	S

丝杆模组-FSL系列 Screw module - FSL series

型号 Model	本体宽（mm） Wide(mm)
FSL60	60

导程 Lead

丝杆滑台 Screw Slider	
05	5mm
10	10mm
16	16mm

有效行程 Effective trip

丝杆外径 Screw Outer Diameter	标准行程 Wide(mm)
Ø16	50-1050

电机位置 Motor position

丝杆滑台 Screw Slider		
BC	电机直连	Motor Exposed
BL	电机左折	Motor Left Side
BR	电机右折	Motor Right Side
BD	电机下折	Motor Down Side

重复定位精度 Repeated Positioning Accuracy

丝杆驱动 Ball Screw Driven	
C7	±0.02

厂牌 Brand name

伺服电机 Servo motor	
P松下	20:200W
T台达	40:400W
Y安川	
M三菱	

步进电机 Stepping motor	
※ B60	60X102

刹车 brake

无刹车不表示
Extra Enquiry If Need Brake

FSL60 直线模组-搭配一览表
FSL60-COLLOCATION LIST

触摸屏 Touch screen	控制器 Controller	限位开关 Limit switch	直流电源型号 DC power model	驱动器型号 Drive model
TPC7062HW	FSC-2A	SN04-N(NPN.NO)	PMT-24V350W	FMDD50D40NOM
	FMC4030		LRS-350-24	

FSL60 直线模组-技术参数
FSL60-TECHNICAL PARAMETER

TECHNICAL PARAMETER			
重复定位精度[mm] Position Accuracy	±0.02		
滚珠丝杆直径[mm] Ball Screw Diameter	φ16	φ16	φ16
滚珠丝杆导程[mm] Lead	5	10	16
水平最大负载[kg] Max Horizontal Loadings	40	30	20
垂直最大负载[kg] Max Vertical Loading	10	6	4
空载速度[mm/s] Without Loading Speed	200	320	400
水平满载速度[mm/s] Max Horizontal Full Speed	100	200	500
垂直满载速度[mm/s] Max Vertical Full Speed	70	100	200
侧装最大负载[kg] Max side mounted payload	7		
侧装满载速度[mm/s] max side mounted speed	75	150	240
额定加速度[mm/s²] Rated Acceleration	500		
最大推力[N] Maximum thrust	376	200	160
储藏温度[℃] Storage temperature	-15℃—+60℃		
IP等级 IP LEVEL	IP51		

FSL60 直线模组-尺寸图
FSL60-DIMENSIONAL DRAWING

BC 电机直连 MOTOR EXPOSED

A：尾部相邻孔间距
A : Distance between adjacent holes in tail
M：阵列数
M : Number of arrays
N：安装孔个数
N : Number of mounting holes

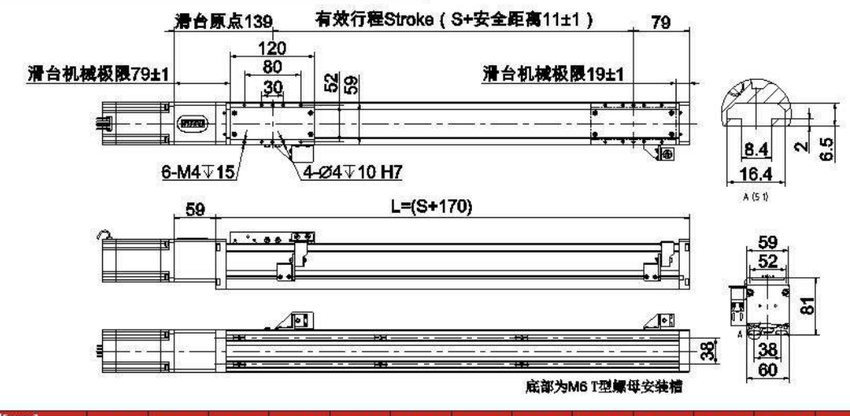

行程[mm] Stroke	50	100	150	200	250	300	350	400	450	500	600	700	800	900	1050
模组总长[mm] Linear Guide Total Length	220	270	320	370	420	470	520	570	620	670	770	870	970	1070	1220
重量[kg] Weight	2.8	3.1	3.4	3.7	4.0	4.3	4.6	4.9	5.2	5.5	6.1	6.7	7.3	7.9	8.8

注:图中参考电机为步进电机60102系列,仅供参考。 reminder: refered motor in image is stepper motor 60102 series, only for reference

BD 电机下折 MOTOR DOWN SIDE

A：周部相邻孔间距
A : Distance between adjacent holes in tall

M：阵列数
M : Number of arrays

N：安装孔个数
N : Number of mounting holes

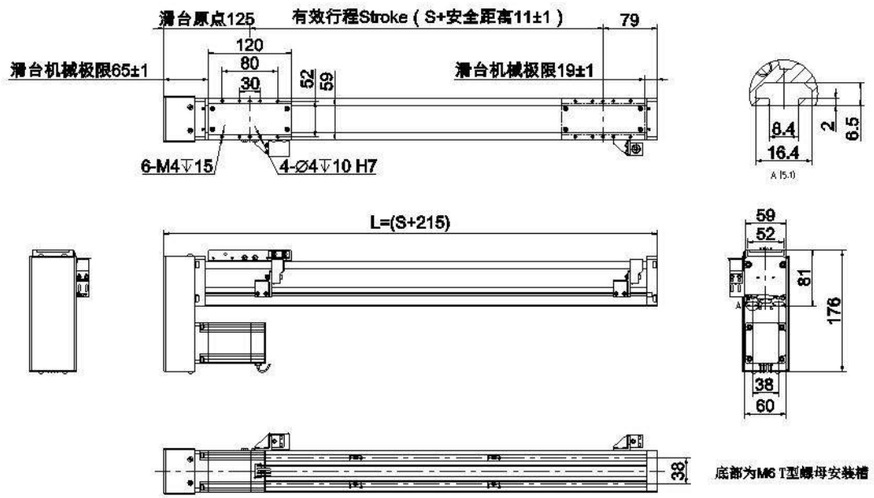

行程[mm] Stroke	50	100	150	200	250	300	350	400	450	500	600	700	800	900	1050
模组总长[mm] Linear Guide Total Length	265	315	365	415	465	515	585	615	665	715	815	915	1015	1115	1265
重量[kg] Weight	2.8	3.1	3.4	3.7	4.0	4.3	4.6	4.9	5.2	5.5	6.1	6.7	7.3	7.9	8.8

注:图中参考电机为步进电机60102系列,仅供参考。 reminder: refered motor in image is stepper motor 60102 series, only for reference

BL 电机左折 MOTOR LEFT SIDE

A：周部相邻孔间距
A : Distance between adjacent holes in tall

M：阵列数
M : Number of arrays

N：安装孔个数
N : Number of mounting holes

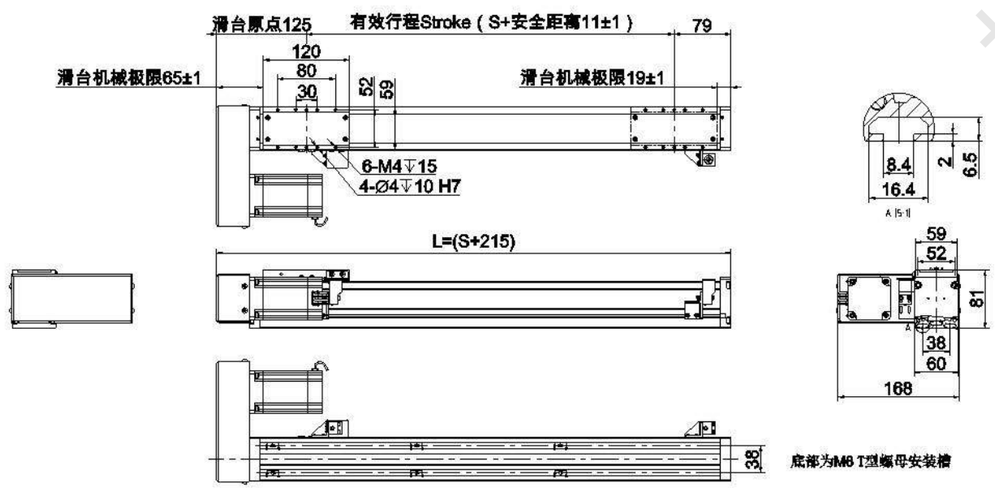

行程[mm] Stroke	50	100	150	200	250	300	350	400	450	500	600	700	800	900	1050
模组总长[mm] Linear Guide Total Length	265	315	365	415	465	515	585	615	665	715	815	915	1015	1115	1265
重量[kg] Weight	2.8	3.1	3.4	3.7	4.0	4.3	4.6	4.9	5.2	5.5	6.1	6.7	7.3	7.9	8.8

注:图中参考电机为步进电机60102系列,仅供参考。 reminder: refered motor in image is stepper motor 60102 series, only for reference

BR 电机右折 MOTOR RIGHT SIDE

A：周部相邻孔间距
A : Distance between adjacent holes in tall

M：阵列数
M : Number of arrays

N：安装孔个数
N : Number of mounting holes

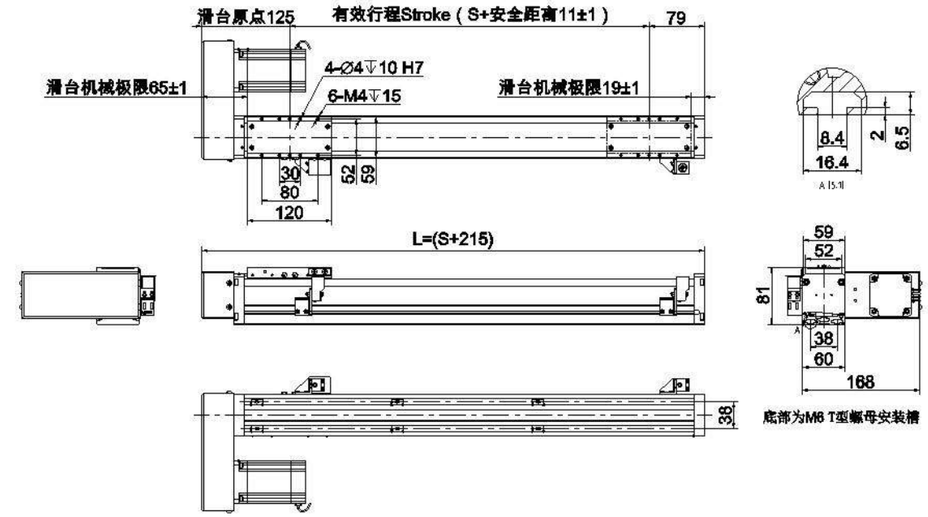

行程[mm] Stroke	50	100	150	200	250	300	350	400	450	500	600	700	800	900	1050
模组总长[mm] Linear Guide Total Length	265	315	365	415	465	515	585	615	665	715	815	915	1015	1115	1265
重量[kg] Weight	2.8	3.1	3.4	3.7	4.0	4.3	4.6	4.9	5.2	5.5	6.1	6.7	7.3	7.9	8.8

注:图中参考电机为步进电机60102系列,仅供参考。 reminder: refered motor in image is stepper motor 60102 series, only for reference

福誉科技

FSL80直线模组 FSL80 LINEAR GUIDE

Single rail
单轨

更多参数请联系我们
More parameters please contact us

重复定位精度[mm] Position Accuracy	有效行程[mm] Effective Stroke	垂直最大负载[kg] Max Vertical Loading	水平最大负载[kg] Max Horizontal Loadings
±0.02	50~1200	20	40

FSL80 直线模组-型号表示方式
FSL80-ORDERING METHOD

※为标配电机

FSL80	E300	10	C7	BC	B60	S

丝杆模组-FSL系列 Screw module - FSL series

型号 Model	本体宽（mm） Wide(mm)
FSL80	80

导程 Lead

丝杆滑台 Screw Slider	
05	5mm
10	10mm
16	16mm

有效行程 Effective trip

丝杆外径 Screw Outer Diameter	标准行程 Wide(mm)
Ø16	50-1200

电机位置 Motor position

丝杆滑台 Screw Slider		
BC	电机直连	Motor Exposed
BL	电机左折	Motor Left Side
BR	电机右折	Motor Right Side
BD	电机下折	Motor Down Side

重复定位精度 Repeated Positioning Accuracy

丝杆驱动 Ball Screw Driven	
C7	±0.02

厂牌 Brand name

伺服电机 Servo motor	
P松下	10:100W
T台达	20:200W
Y安川	40:400W
M三菱	75:750W

步进电机 Stepping motor	
※ B60	60X102
B86	86X98

刹车 brake

无刹车不表示
Extra Enquiry If Need Brake

FSL80 直线模组-搭配一览表
FSL80-COLLOCATION LIST

触摸屏 Touch screen	控制器 Controller	限位开关 Limit switch	直流电源型号 DC power model	驱动器型号 Drive model
TPC7062HW	FSC-2A	SN04-N(NPN.NO)	PMT-24V350W	FMDD50D40NOM
	FMC4030		LRS-350-24	

FSL80 直线模组-技术参数
FSL80-TECHNICAL PARAMETER

TECHNICAL PARAMETER	
重复定位精度[mm] Position Accuracy	±0.02
滚珠丝杆直径[mm] Ball Screw Diameter	φ16
滚珠丝杆导程[mm] Lead	10
水平最大负载[kg] Max Horizontal Loadings	40
垂直最大负载[kg] Max Vertical Loading	20
空载速度[mm/s] Without Loading Speed	220
水平满载速度[mm/s] Max Horizontal Full Speed	210
垂直满载速度[mm/s] Max Vertical Full Speed	60
侧装最大负载[kg] Max side mounted payload	15
侧装满载速度[mm/s] max side mounted speed	120
额定加速度[mm/s²] Rated Acceleration	500
最大推力[N] Maximum thrust	452
储藏温度[℃] Storage temperature	-15℃—+60℃
IP等级 IP LEVEL	IP51

FSL80 直线模组-尺寸图
FSL80-DIMENSIONAL DRAWING

BC 电机直连 MOTOR EXPOSED

A：尾部相邻孔间距
A : Distance between adjacent holes in tail
M：阵列数
M : Number of arrays
N：安装孔个数
N : Number of mounting holes

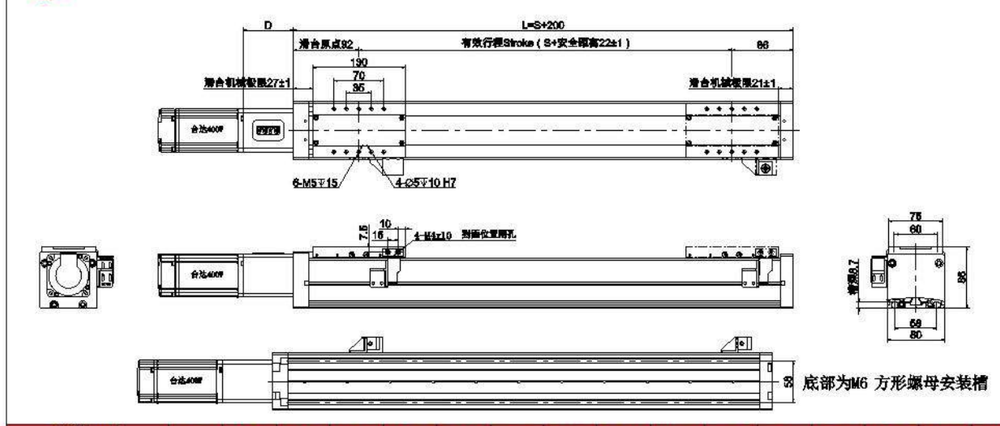

行程[mm] Stroke	50	100	150	200	250	300	350	400	450	500	600	700	800	900	1000	1100	1200
模组总长[mm] Linear Guide Total Length	250	300	350	400	450	500	550	600	650	700	800	900	1000	1100	1200	1300	1400
重量[kg] Weight	3.8	4.1	4.4	4.7	5.0	5.3	5.6	5.9	6.2	6.5	7.1	7.7	8.3	8.9	9.5	10.1	10.7

注:图中参考电机为400W伺服,仅供参考，按实际尺寸为准
The reference motor in the drawing is 400W servo motor which is only for reference, subject to the actual size

BD 电机下折 MOTOR DOWN SIDE

A：尾部相邻孔间距
A : Distance between adjacent holes in tail

M：阵列数
M : Number of arrays

N：安装孔个数
N : Number of mounting holes

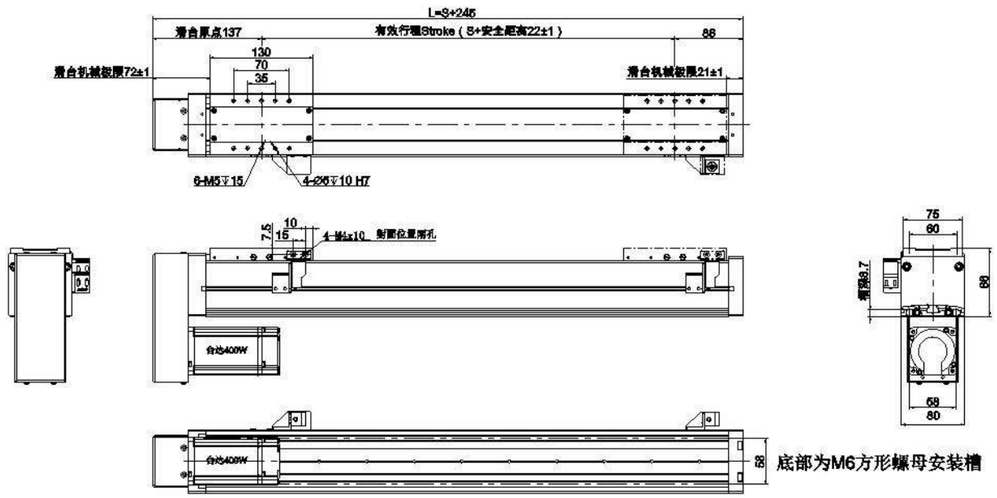

行程[mm] Stroke	50	100	150	200	250	300	350	400	450	500	600	700	800	900	1000	1100	1200
模组总长[mm] Linear Guide Total Length	295	345	395	445	495	545	645	695	745	795	845	945	1045	1145	1245	1345	1445
重量[kg] Weight	3.8	4.1	4.4	4.7	5.0	5.3	5.6	5.9	6.2	6.5	7.1	7.7	8.3	8.9	9.5	10.1	10.7

注:图中参考电机为400W伺服,仅供参考，按实际尺寸为准

The reference motor in the drawing is 400W servo motor which is only for reference, subject to the actual size

BR 电机右折 MOTOR RIGHT SIDE

A：尾部相邻孔间距
A : Distance between adjacent holes in tail

M：阵列数
M : Number of arrays

N：安装孔个数
N : Number of mounting holes

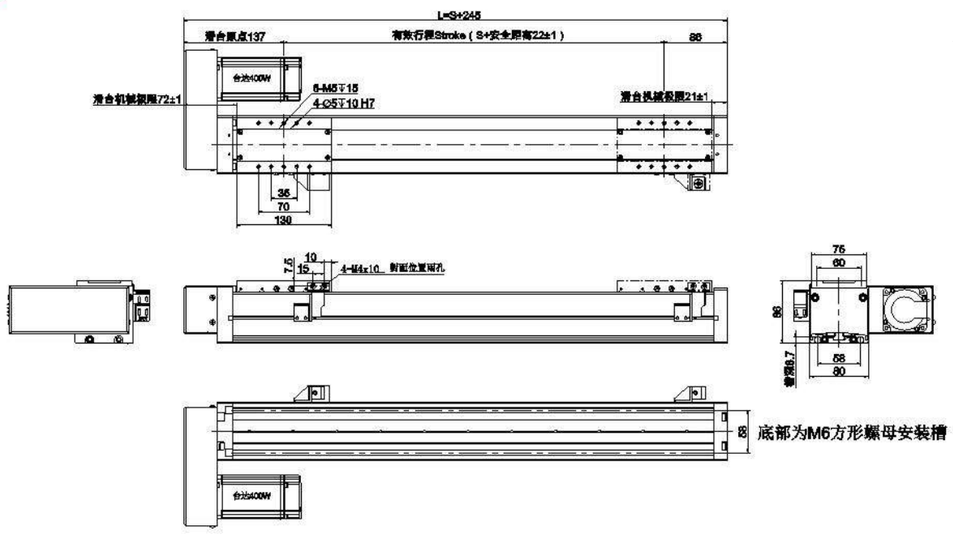

行程[mm] Stroke	50	100	150	200	250	300	350	400	450	500	600	700	800	900	1000	1100	1200
模组总长[mm] Linear Guide Total Length	295	345	395	445	495	545	645	695	745	795	845	945	1045	1145	1245	1345	1445
重量[kg] Weight	3.8	4.1	4.4	4.7	5.0	5.3	5.6	5.9	6.2	6.5	7.1	7.7	8.3	8.9	9.5	10.1	10.7

注:图中参考电机为400W伺服,仅供参考，按实际尺寸为准

The reference motor in the drawing is 400W servo motor which is only for reference, subject to the actual size

BL 电机左折 MOTOR LEFT SIDE

A：尾部相邻孔间距
A : Distance between adjacent holes in tail

M：阵列数
M : Number of arrays

N：安装孔个数
N : Number of mounting holes

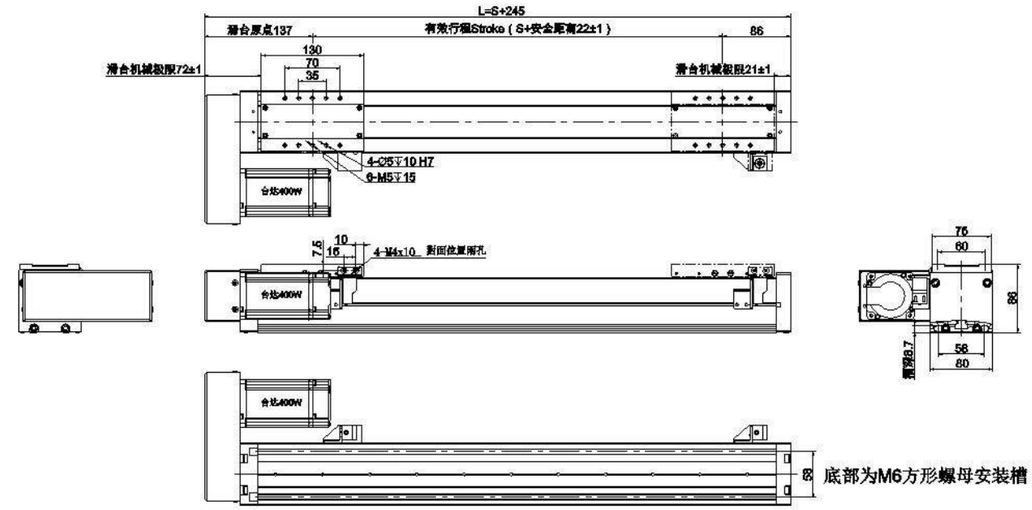

行程[mm] Stroke	50	100	150	200	250	300	350	400	450	500	600	700	800	900	1000	1100	1200
模组总长[mm] Linear Guide Total Length	295	345	395	445	495	545	645	695	745	795	845	945	1045	1145	1245	1345	1445
重量[kg] Weight	3.8	4.1	4.4	4.7	5.0	5.3	5.6	5.9	6.2	6.5	7.1	7.7	8.3	8.9	9.5	10.1	10.7

注:图中参考电机为400W伺服,仅供参考，按实际尺寸为准

The reference motor in the drawing is 400W servo motor which is only for reference, subject to the actual size

福誉科技

FSL120直线模组 FSL120 LINEAR GUIDE

Double rail
双轨



更多参数请联系我们
More parameters please contact us

重复定位精度[mm] Position Accuracy	有效行程[mm] Effective Stroke	垂直最大负载[kg] Max Vertical Loading	水平最大负载[kg] Max Horizontal Loadings
±0.02	50~1500	50	100

FSL120 直线模组-型号表示方式
FSL120-ORDERING METHOD

※为标配电机

FSL120	E300	10	C7	BC	B86	S

丝杆模组-FSL系列 Screw module - FSL series

型号 Model	本体宽（mm） Wide(mm)
FSL120	120

导程 Lead

丝杆滑台 Screw Slider	
05	5mm
10	10mm
16	16mm
20	20mm

有效行程 Effective trip

丝杆外径 Screw Outer Diameter	标准行程 Wide(mm)
Ø16	50-1050
Ø20	50-1500

电机位置 Motor position

丝杆滑台 Screw Slider		
BC	电机直连	Motor Exposed
BL	电机左折	Motor Left Side
BR	电机右折	Motor Right Side
BD	电机下折	Motor Down Side

重复定位精度 Repeated Positioning Accuracy

丝杆驱动 Ball Screw Driven	
C7	±0.02

厂牌 Brand name

伺服电机 Servo motor	
P松下	40:400W
T台达	75:750W
Y安川	
M三菱	

步进电机 Stepping motor	
※ B86	86X98
	※ 86X128

刹车 brake

无刹车不表示
Extra Enquiry If Need Brake

FSL120直线模组-搭配一览表
FSL120-COLLOCATION LIST

触摸屏 Touch screen	控制器 Controller	限位开关 Limit switch	直流电源型号 DC power model	驱动器型号 Drive model
TPC7062HW	FSC-2A	SN04-N(NPN.NO)	PMT-24V350W	FMDT220A48NOM
	FMC4030		LRS-350-24	
			PMT-24V100W	

FSL120 直线模组-技术参数
FSL120-TECHNICAL PARAMETER

TECHNICAL PARAMETER

重复定位精度[mm] Position Accuracy	±0.02	
产品型号 Product model	FSL120-BC-B86电机	FSL120-BL/R/D-T40电机
滚珠丝杆直径[mm] Ball Screw Diameter	φ16/20	φ16/20
滚珠丝杆导程[mm] Lead	10	10
水平最大负载[kg] Max Horizontal Loadings	100	70
垂直最大负载[kg] Max Vertical Loading	50	20
空载速度[mm/s] Without Loading Speed	420	500
水平满载速度[mm/s] Max Horizontal Full Speed	380	500
垂直满载速度[mm/s] Max Vertical Full Speed	300	500
额定加速度[mm/s²] Rated Acceleration	1000	2500
最大推力[N] Maximum thrust	2050	2050
储藏温度[℃] Storage temperature	-15℃—+60℃	
IP等级 IP LEVEL	IP51	

FSL120 直线模组-尺寸图
FSL120-DIMENSIONAL DRAWING

BC 电机直连 MOTOR EXPOSED

A：周部相邻孔间距
A : Distance between adjacent holes in tail

M：阵列数
M : Number of arrays

N：安装孔个数
N : Number of mounting holes

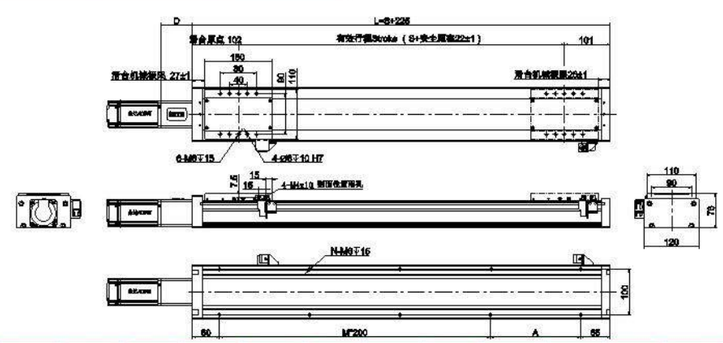

行程[mm] Stroke	50	100	150	200	250	300	350	400	450	500	550	600	650	700	750
模组总长[mm] Linear Guide Total Length	275	325	375	425	475	525	575	625	675	725	775	825	875	925	975
重量[kg] Weight	5.6	6.3	6.8	7.3	7.8	8.3	8.8	9.3	9.8	10.3	10.3	11.3	11.8	12.3	12.8
行程[mm] Stroke	800	850	900	950	1000	1050	1100	1150	1200	1250	1300	1350	1400	1450	1500
模组总长[mm] Linear Guide Total Length	1025	1075	1125	1175	1225	1275	1325	1375	1425	1475	1525	1575	1625	1675	1725
重量[kg] Weight	13.3	13.8	14.3	14.8	15.3	15.8	16.3	16.8	17.3	17.8	18.3	18.8	19.3	19.8	20.3

备注：螺母安装数量 会以长度不同而变化，以实际为准。 The installation length of nut shall be subject to the actual situation

BD 电机下折 MOTOR DOWN SIDE

A：尾部相邻孔间距
A : Distance between adjacent holes in tail

M：阵列数
M : Number of arrays

N：安装孔个数
N : Number of mounting holes

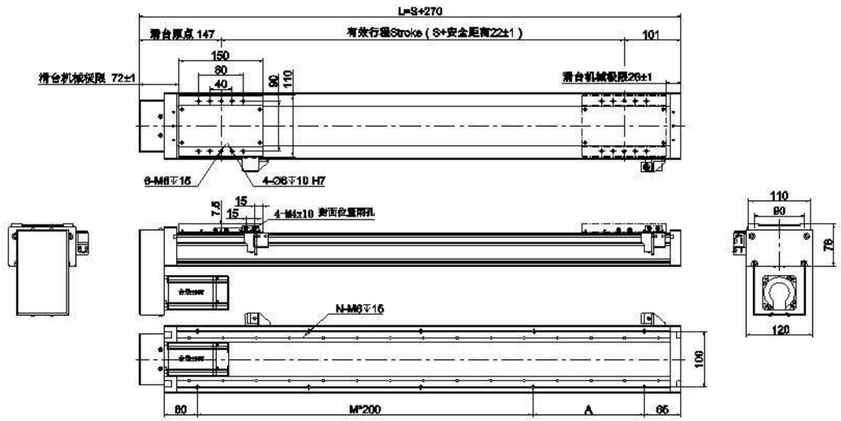

行程[mm] Stroke	50	100	150	200	250	300	350	400	450	500	550	600	650	700	750
模组总长[mm] Linear Guide Total Length	320	370	420	470	520	570	620	670	720	770	820	870	920	970	1020
重量[kg] Weight	6.1	6.6	7.0	7.5	7.9	8.4	8.8	9.3	9.7	10.2	10.6	11.1	11.5	12.0	12.4
行程[mm] Stroke	800	850	900	950	1000	1050	1100	1150	1200	1250	1300	1350	1400	1450	1500
模组总长[mm] Linear Guide Total Length	1070	1120	1170	1220	1270	1320	1370	1420	1470	1520	1570	1620	1670	1720	1770
重量[kg] Weight	12.9	13.3	13.8	14.2	14.7	15.1	15.6	16.0	16.5	16.9	17.4	17.8	18.3	18.7	19.2

备注：螺母安装数量 会以长度不同而变化，以实际为准。 The installation length of nut shall be subject to the actual situation

BR 电机右折 MOTOR RIGHT SIDE

A：尾部相邻孔间距
A : Distance between adjacent holes in tail

M：阵列数
M : Number of arrays

N：安装孔个数
N : Number of mounting holes

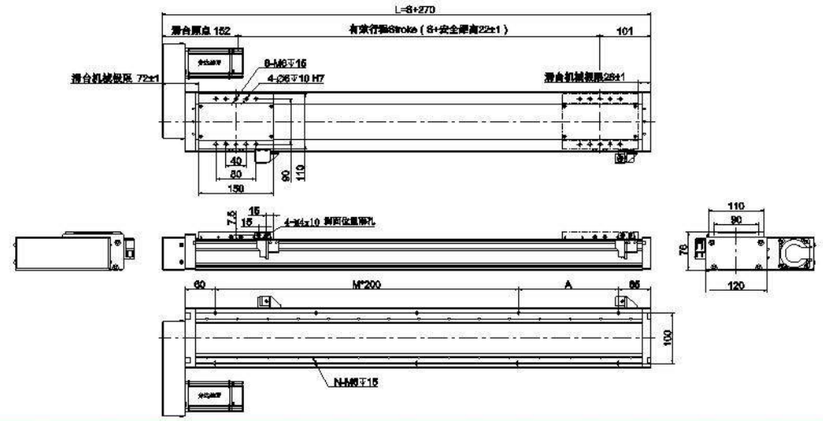

行程[mm] Stroke	50	100	150	200	250	300	350	400	450	500	550	600	650	700	750
模组总长[mm] Linear Guide Total Length	320	370	420	470	520	570	620	670	720	770	820	870	920	970	1020
重量[kg] Weight	6.1	6.6	7.0	7.5	7.9	8.4	8.8	9.3	9.7	10.2	10.6	11.1	11.5	12.0	12.4
行程[mm] Stroke	800	850	900	950	1000	1050	1100	1150	1200	1250	1300	1350	1400	1450	1500
模组总长[mm] Linear Guide Total Length	1070	1120	1170	1220	1270	1320	1370	1420	1470	1520	1570	1620	1670	1720	1770
重量[kg] Weight	12.9	13.3	13.8	14.2	14.7	15.1	15.6	16.0	16.5	16.9	17.4	17.8	18.3	18.7	19.2

备注：螺母安装数量 会以长度不同而变化，以实际为准。 The installation length of nut shall be subject to the actual situation

BL 电机左折 MOTOR LEFT SIDE

A：尾部相邻孔间距
A : Distance between adjacent holes in tail

M：阵列数
M : Number of arrays

N：安装孔个数
N : Number of mounting holes

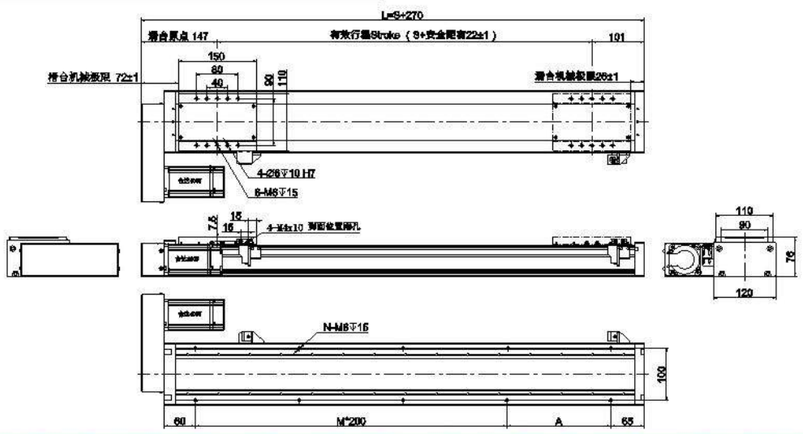

行程[mm] Stroke	50	100	150	200	250	300	350	400	450	500	550	600	650	700	750
模组总长[mm] Linear Guide Total Length	320	370	420	470	520	570	620	670	720	770	820	870	920	970	1020
重量[kg] Weight	6.1	6.6	7.0	7.5	7.9	8.4	8.8	9.3	9.7	10.2	10.6	11.1	11.5	12.0	12.4
行程[mm] Stroke	800	850	900	950	1000	1050	1100	1150	1200	1250	1300	1350	1400	1450	1500
模组总长[mm] Linear Guide Total Length	1070	1120	1170	1220	1270	1320	1370	1420	1470	1520	1570	1620	1670	1720	1770
重量[kg] Weight	12.9	13.3	13.8	14.2	14.7	15.1	15.6	16.0	16.5	16.9	17.4	17.8	18.3	18.7	19.2

备注：螺母安装数量 会以长度不同而变化，以实际为准。 The installation length of nut shall be subject to the actual situation

福誉科技

FBL系列模组

FBL LINEAR GUIDE

长行程 高速度

LONG Stroke HIGH SPEED

FBL系列模组是以同步带为驱动，可轻易达到长行程使用条件，实现大动作范围的应用，采用铝制结构，最大行程可达3900mm，最高速度可达3000mm/s

FBL series modules are driven by synchronous belt , can easily reach long Stroke use condition , realized big motion range application ,use aluminum made structure, max Stroke reach 3900mm, max speed up to 3000mm/s

技术特点
TECHNICAL FEATURES

1.可选配件 OPTIONAL ACCESSORIES

电源、驱动、限位开关、控制器、连接板、拖链

Power supply, drive, limit switch, controller, connection board, drag chain

2.应用范围 APPLICATION AREA

应用范围：主要用于搬运、喷涂、点胶等。包含点对点搬运,生产线工件换线装置,告诉输送带分装装置,捆包膜切断装置,CNC加工间搬运装置。

Application range: laser cutting machine,PV back sheet cutting engraving machine, transportation mechanical arm, assistant device, Electric research test function demonstration, kinds of industrail automatic production line, kinds of precision machinery processing

3.产业 INDUSTRY

TFT-LCD液晶面板设备，太阳能设备，食品设备，包装设备，CNC加工设备。

Semiconductor device, LED online device, solar equipment, FPD equipment

FBL60 直线模组
FBL60 LINEAR MODULE
P41

FBL80 直线模组
FBL80 LINEAR MODULE
P44

FBL100 直线模组
FBL100 LINEAR MODULE
P47

福睿科技

FBL60直线模组 FBL60 LINEAR GUIDE

Single rail
单轨

更多参数请联系我们
More parameters please contact us

重复定位精度[mm] Position Accuracy	有效行程[mm] Effective Stroke	垂直最大负载[kg] Max Vertical Loading	水平最大负载[kg] Max Horizontal Loadings
±0.05	100~3900	特殊需求请联系我们 Please contact us for special needs	30

FBL60 直线模组-型号表示方式
FBL60-ORDERING METHOD

※为标配电机

FBL60 | E300 | 135 | BL | B60 | S

FBL60 — 自封式同步带模组-FBL系列 Belt module FBL series

型号 Model	本体宽（mm） Wide(mm)
FBL60	60

E300 — 有效行程 Effective trip

型号 Model	标准行程 Stroke (mm)
BL60	E100-3900

135 — 导程 Lead: 同步带滑台 Belt Slider 135mm

BL — 电机位置 Motor position: 丝杆滑台 Screw Slider

BL	电机左折	Motor Left Side
BR	电机右折	Motor Right Side

B60 — 厂牌 Brand name: 伺服电机 Servo motor

P松下	40:400W
T台达	
Y安川	
M三菱	

步进电机 Stepping motor

※ B60	60X102

S — 刹车 brake: 无测车不表示 Extra Enquiry If Need Brake

FBL60直线模组-搭配一览表
FBL60-COLLOCATION LIST

触摸屏 Touch screen	控制器 Controller	限位开关 Limit switch	直流电源型号 DC power model	驱动器型号 Drive model
TPC7062HW	FSC-2A	SN04-N(NPN.NO)	PMT-24V350W	FMDD50D40NOM
	FMC4030		LRS-350-24	

FBL60 直线模组-技术参数
FBL60-TECHNICAL PARAMETER

TECHNICAL PARAMETER	
重复定位精度[mm] Position Accuracy	±0.05
电机保持转矩[Nm] Motor holding torque	3.5
同步轮周长[mm] Synchronous wheel circumference	140
水平最大负载[kg] Max Horizontal Loadings	30
垂直最大负载[kg] Max Vertical Loading	特殊需求请联系我们 Please contact us for special needs
侧装最大负载[kg] Max side mounted payload	7.5
侧装满载速度[mm/s] max side mounted speed	500
空载速度[mm/s] Without Loading Speed	930
水平满载速度[mm/s] Max Horizontal Full Speed	900
垂直满载速度[mm/s] Max Vertical Full Speed	300
额定加速度[mm/s²] Rated Acceleration	2000
最大推力[N] Maximum thrust	60
IP等级 IP LEVEL	IP51

FBL60 直线模组-尺寸图
FBL60-DIMENSIONAL DRAWING

BL 电机左折 MOTOR LEFT SIDE

A：周部相邻孔间距 A : Distance between adjacent holes in tall
M：阵列数 M : Number of arrays
N：安装孔个数 N : Number of mounting holes

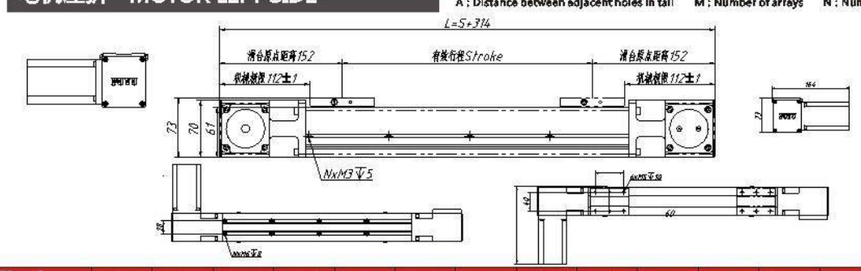

行程[mm] Stroke	100	200	300	400	500	600	700	800	900	1000	1100	1200	1300	1400	1500
模组总长[mm] Linear Guide Total Length	414	514	614	714	814	914	1014	1114	1214	1314	1414	1514	1614	1714	1814
重量[kg] Weight	6.0	6.5	6.9	7.4	7.8	8.3	8.7	9.2	9.6	10.1	10.5	11.0	11.1	11.9	12.3
行程[mm] Stroke	1600	1700	1800	1900	2000	2100	2200	2300	2400	2500	2600	2700	2800	2900	3000
模组总长[mm] Linear Guide Total Length	1914	2014	2114	2214	2314	2414	2514	2614	2714	2814	2914	3014	3114	3214	3314
重量[kg] Weight	12.8	13.2	13.7	14.1	14.6	15.0	15.5	15.9	16.4	16.8	17.3	17.7	18.2	18.6	19.1
行程[mm] Stroke	3100	3200	3300	3400	3500	3600	3700	3800	3900						
模组总长[mm] Linear Guide Total Length	3414	3514	3614	3714	3814	3914	4014	4114	4214						
重量[kg] Weight	19.1	20.0	20.4	20.9	21.3	21.8	22.2	22.7	23.1						

备注：螺母安装数量 会以长度不同而变化，以实际为准。 The installation length of nut shall be subject to the actual situation

BR 电机右折 MOTOR RIGHT SIDE

A：尾部相邻孔间距
A : Distance between adjacent holes in tail

M：阵列数
M : Number of arrays

N：安装孔个数
N : Number of mounting holes

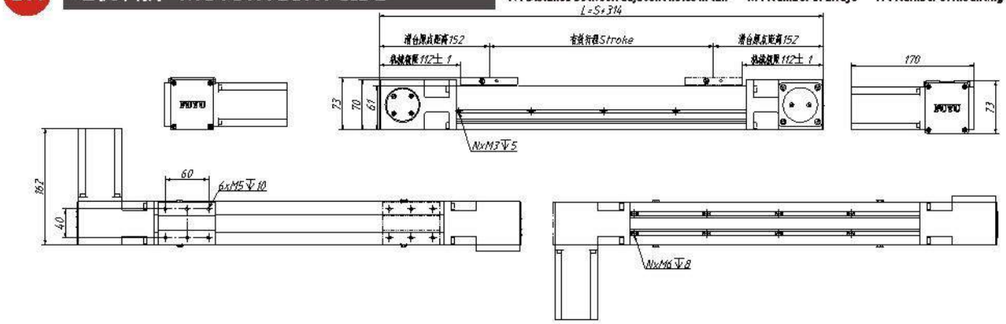

行程[mm] Stroke	100	200	300	400	500	600	700	800	900	1000	1100	1200	1300	1400	1500
模组总长[mm] Linear Guide Total Length	414	514	614	714	814	914	1014	1114	1214	1314	1414	1514	1614	1714	1814
重量[kg] Weight	6.0	6.5	6.9	7.4	7.8	8.3	8.7	9.2	9.6	10.1	10.5	11.0	11.1	11.9	12.3
行程[mm] Stroke	1600	1700	1800	1900	2000	2100	2200	2300	2400	2500	2600	2700	2800	2900	3000
模组总长[mm] Linear Guide Total Length	1914	2014	2114	2214	2314	2414	2514	2614	2714	2814	2914	3014	3114	3214	3314
重量[kg] Weight	12.8	13.2	13.7	14.1	14.6	15.0	15.5	15.9	16.4	16.8	17.3	17.7	18.2	18.6	19.1
行程[mm] Stroke	3100	3200	3300	3400	3500	3600	3700	3800	3900						
模组总长[mm] Linear Guide Total Length	3414	3514	3614	3714	3814	3914	4014	4114	4214						
重量[kg] Weight	19.1	20.0	20.4	20.9	21.3	21.8	22.2	22.7	23.1						

备注：螺母安装数量会以长度不同而变化，以实际为准。 The installation length of nut shall be subject to the actual situation

FBL80直线模组 FBL80 LINEAR GUIDE

Single rail 单轨



更多参数请联系我们
More parameters please contact us

重复定位精度[mm] Position Accuracy	有效行程[mm] Effective Stroke	垂直最大负载[kg] Max Vertical Loading	水平最大负载[kg] Max Horizontal Loadings
±0.05	100~3900	特殊需求请联系我们 Please contact us for special needs	30

FBL80 直线模组-型号表示方式
FBL80-ORDERING METHOD

※为标配电机

FBL80 | E300 | 165 | BL | B86 | S

- FBL80：自封式同步带模组-FBL系列 Belt module FBL series

型号 Model	本体宽（mm） Wide(mm)
FBL80	80

- E300：有效行程 Effective trip

型号 Model	标准行程 Stroke (mm)
BL80	E100-3900

- 165：导程 Lead — 同步带滑台 Wheel perimeter — 165mm
- BL：电机位置 Motor position — 丝杆滑台 Screw Slider

BL	电机左折	Motor Left Side
BR	电机右折	Motor Right Side

- B86：厂牌 Brand name

伺服电机 Servo motor	
P松下	75:750W
T台达	
Y安川	
M三菱	
步进电机 Stepping motor	
※ B86	86X98

- S：刹车 brake — 无刹车不表示 Extra Enquiry If Need Brake

FBL80直线模组-搭配一览表
FBL80-COLLOCATION LIST

触摸屏 Touch screen	控制器 Controller	限位开关 Limit switch	直流电源型号 DC power model	驱动器型号 Drive model
TPC7062HW	FSC-2A	SN04-N(NPN.NO)	PMT-24V350W	FMDT220A48NOM
	FMC4030		LRS-350-24	
			PMT-24V100W	

福誉科技

FBL80 直线模组-技术参数
FBL80-TECHNICAL PARAMETER

TECHNICAL PARAMETER	
重复定位精度[mm] Position Accuracy	±0.05
电机保持转矩[Nm] Motor holding torque	7.5
同步轮周长[mm] Synchronous wheel circumference	165
水平最大负载[kg] Max Horizontal Loadings	30
垂直最大负载[kg] Max Vertical Loading	特殊需求请联系我们 Please contact us for special needs
侧装最大负载[kg] Max side mounted payload	15
侧装满载速度[mm/s] max side mounted speed	500
空载速度[mm/s] Without Loading Speed	3000
水平满载速度[mm/s] Max Horizontal Full Speed	1700
垂直满载速度[mm/s] Max Vertical Full Speed	650
额定加速度[mm/s^2] Rated Acceleration	3000
最大推力[N] Maximum thrust	90
储藏温度[℃] Storage temperature	-15℃—+60℃
IP等级 IP LEVEL	IP51

FBL80 直线模组-尺寸图
FBL80-DIMENSIONAL DRAWING

BL 电机左折 MOTOR LEFT SIDE

A：尾部相邻孔间距
A : Distance between adjacent holes in tail
M：阵列数
M : Number of arrays
N：安装孔个数
N : Number of mounting holes

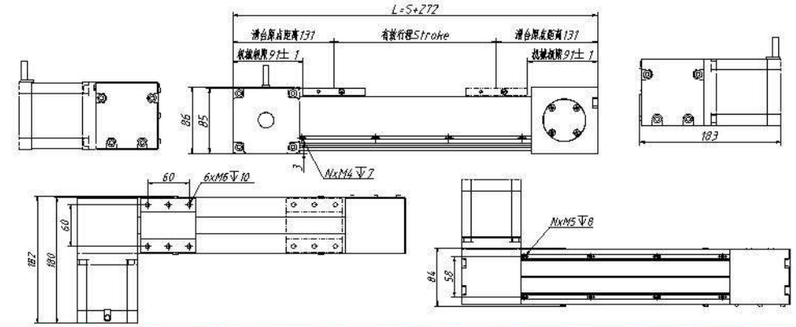

行程[mm] Stroke	100	200	300	400	500	600	700	800	900	1000	1100	1200	1300	1400	1500
模组总长[mm] Linear Guide Total Length	372	472	572	672	772	872	972	1072	1172	1272	1372	1472	1572	1672	1772
重量[kg] Weight	8.9	9.4	10.0	10.5	11.1	11.6	12.2	12.7	13.3	13.8	14.4	14.9	15.5	16.0	16.6
行程[mm] Stroke	1600	1700	1800	1900	2000	2100	2200	2300	2400	2500	2600	2700	2800	2900	3000
模组总长[mm] Linear Guide Total Length	1872	1972	2072	2172	2272	2372	2472	2572	2672	2772	2872	2972	3072	3172	3272
重量[kg] Weight	17.1	17.7	18.2	18.8	19.3	19.9	20.4	21.0	21.5	22.1	22.6	23.2	23.7	24.3	24.8
行程[mm] Stroke	3100	3200	3300	3400	3500	3600	3700	3800	3900						
模组总长[mm] Linear Guide Total Length	3372	3472	3572	3672	3772	3872	3972	4072	4172						
重量[kg] Weight	25.4	25.9	26.5	27.0	27.6	28.1	28.7	29.2	29.8						

备注：螺母安装数量 会以长度不同而变化，以实际为准。 The installation length of nut shall be subject to the actual situation

BR 电机右折 MOTOR RIGHT SIDE

A：尾部相邻孔间距
A : Distance between adjacent holes in tail
M：阵列数
M : Number of arrays
N：安装孔个数
N : Number of mounting holes

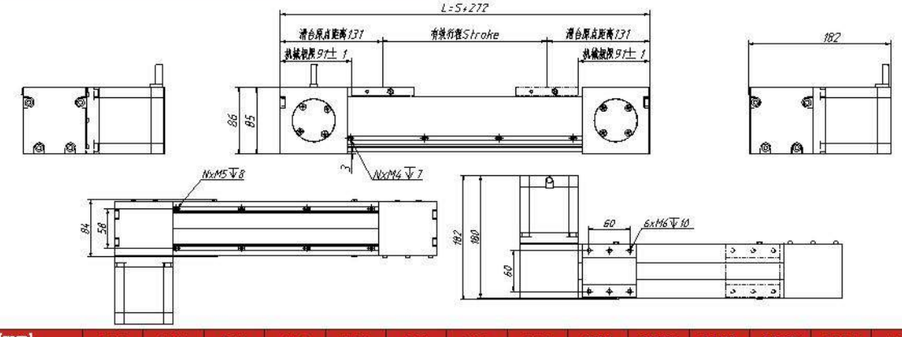

行程[mm] Stroke	100	200	300	400	500	600	700	800	900	1000	1100	1200	1300	1400	1500
模组总长[mm] Linear Guide Total Length	372	472	572	672	772	872	972	1072	1172	1272	1372	1472	1572	1672	1772
重量[kg] Weight	8.9	9.4	10.0	10.5	11.1	11.6	12.2	12.7	13.3	13.8	14.4	14.9	15.5	16.0	16.6
行程[mm] Stroke	1600	1700	1800	1900	2000	2100	2200	2300	2400	2500	2600	2700	2800	2900	3000
模组总长[mm] Linear Guide Total Length	1872	1972	2072	2172	2272	2372	2472	2572	2672	2772	2872	2972	3072	3172	3272
重量[kg] Weight	17.1	17.7	18.2	18.8	19.3	19.9	20.4	21.0	21.5	22.1	22.6	23.2	23.7	24.3	24.8
行程[mm] Stroke	3100	3200	3300	3400	3500	3600	3700	3800	3900						
模组总长[mm] Linear Guide Total Length	3372	3472	3572	3672	3772	3872	3972	4072	4172						
重量[kg] Weight	25.4	25.9	26.5	27.0	27.6	28.1	28.7	29.2	29.8						

备注：螺母安装数量 会以长度不同而变化，以实际为准。 The installation length of nut shall be subject to the actual situation

福誉科技

FBL100直线模组 FDBL100 LINEAR GUIDE

更多参数请联系我们
More parameters please contact us

重复定位精度[mm] Position Accuracy	有效行程[mm] Effective Stroke	垂直最大负载[kg] Max Vertical Loading	水平最大负载[kg] Max Horizontal Loadings
±0.05	100~3700	特殊需求请联系我们 Please contact us for special needs	40

FBL100 直线模组-型号表示方式
FBL100-ORDERING METHOD

※为标配电机

FBL100 | E300 | 90 | BL | B86 | S

双导轨同步带模组 Dual Rail Belt Linear Guide

型号 Model	本体宽（mm） Wide(mm)
FBL100	100

有效行程 Effective trip

型号 Model	标准行程 Stroke (mm)
DBL100	E100-3700

导程 Lead

同步带滑台 Wheel perimeter: 90mm

电机位置 Motor position

丝杆滑台 Screw Slider

BL	电机左折	Motor Left Side
BR	电机右折	Motor Right Side

厂牌 Brand name

伺服电机 Servo motor

P松下	75:750W
T台达	
Y安川	
M三菱	

步进电机 Stepping motor

※ B86	86X98

刹车 brake

无刹车不表示 Extra Enquiry If Need Brake

FBL100直线模组-搭配一览表
FBL100-COLLOCATION LIST

触摸屏 Touch screen	控制器 Controller	限位开关 Limit switch	直流电源型号 DC power model	驱动器型号 Drive model
TPC7062HW	FSC-2A	SN04-N(NPN.NO)	PMT-24V350W	FMDT220A48NOM
	FMC4030		LRS-350-24	
			PMT-24V100W	

FBL100 直线模组-技术参数
FBL100-TECHNICAL PARAMETER

TECHNICAL PARAMETER	
重复定位精度[mm] Position Accuracy	±0.05
电机保持转矩[Nm] Motor holding torque	7.5
同步轮周长[mm] Synchronous wheel circumference	90
水平最大负载[kg] Max Horizontal Loadings	40
垂直最大负载[kg] Max Vertical Loading	特殊需求请联系我们 Please contact us for special needs
侧装最大负载[kg] Max side mounted payload	20
侧装满载速度[mm/s] max side mounted speed	500
空载速度[mm/s] Without Loading Speed	3000
水平满载速度[mm/s] Max Horizontal Full Speed	1200
垂直满载速度[mm/s] Max Vertical Full Speed	1050
额定加速度[mm/s²] Rated Acceleration	3000
最大推力[N] Maximum thrust	170
储藏温度[℃] Storage temperature	-15℃—+60℃
IP等级 IP LEVEL	IP51

福誉科技

FBL100 直线模组-尺寸图

FBL100-DIMENSIONAL DRAWING

BL 电机左折 MOTOR LEFT SIDE

A：尾部相邻孔间距
A : Distance between adjacent holes in tail

M：阵列数
M : Number of arrays

N：安装孔个数
N : Number of mounting holes

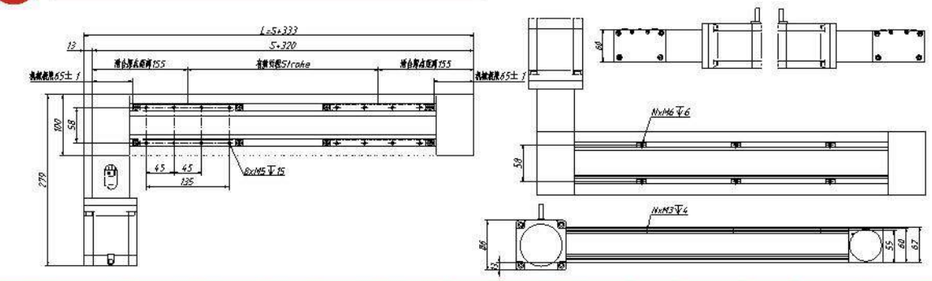

行程[mm] Stroke	100	200	300	400	500	600	700	800	900	1000	1100	1200	1300	1400	1500
模组总长[mm] Linear Guide Total Length	433	533	633	733	833	933	1033	1133	1233	1333	1433	1533	1633	1733	1833
重量[kg] Weight	13.2	13.9	14.6	15.3	16.0	16.7	17.4	18.1	18.8	19.5	20.2	20.9	21.6	22.3	23.0
行程[mm] Stroke	1600	1700	1800	1900	2000	2100	2200	2300	2400	2500	2600	2700	2800	2900	3000
模组总长[mm] Linear Guide Total Length	1933	2033	2133	2233	2333	2433	2533	2633	2733	2833	2933	3033	3133	3233	3333
重量[kg] Weight	23.7	24.4	25.1	25.8	26.5	27.2	27.9	28.6	29.3	30.0	30.7	31.4	32.1	32.8	33.5
行程[mm] Stroke	3100	3200	3300	3400	3500	3600	3700								
模组总长[mm] Linear Guide Total Length	3433	3533	3633	3733	3833	3933	4033								
重量[kg] Weight	34.2	34.9	35.6	36.3	37.0	37.7	38.4								

备注：螺母安装数量 会以长度不同而变化，以实际为准。 The installation length of nut shall be subject to the actual situation

BR 电机右折 MOTOR RIGHT SIDE

A：尾部相邻孔间距
A : Distance between adjacent holes in tail

M：阵列数
M : Number of arrays

N：安装孔个数
N : Number of mounting holes

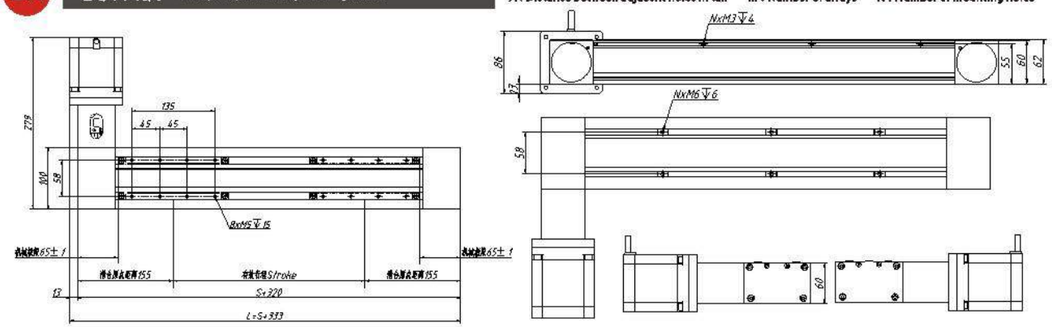

行程[mm] Stroke	100	200	300	400	500	600	700	800	900	1000	1100	1200	1300	1400	1500
模组总长[mm] Linear Guide Total Length	433	533	633	733	833	933	1033	1133	1233	1333	1433	1533	1633	1733	1833
重量[kg] Weight	13.2	13.9	14.6	15.3	16.0	16.7	17.4	18.1	18.8	19.5	20.2	20.9	21.6	22.3	23.0
行程[mm] Stroke	1600	1700	1800	1900	2000	2100	2200	2300	2400	2500	2600	2700	2800	2900	3000
模组总长[mm] Linear Guide Total Length	1933	2033	2133	2233	2333	2433	2533	2633	2733	2833	2933	3033	3133	3233	3333
重量[kg] Weight	23.7	24.4	25.1	25.8	26.5	27.2	27.9	28.6	29.3	30.0	30.7	31.4	32.1	32.8	33.5
行程[mm] Stroke	3100	3200	3300	3400	3500	3600	3700								
模组总长[mm] Linear Guide Total Length	3433	3533	3633	3733	3833	3933	4033								
重量[kg] Weight	34.2	34.9	35.6	36.3	37.0	37.7	38.4								

备注：螺母安装数量 会以长度不同而变化，以实际为准。 The installation length of nut shall be subject to the actual situation

福誉科技

FPB系列模组
FPB LINEAR GUIDE

低噪音 轻量化
LOW NOISE LIGHTWEIGHT

FPB系列模组是以同步带为驱动，可轻易达到长行程使用条件，实现大动作范围的应用，采用铝制结构，最大行程可达3500mm，最高速度可达4000mm/s

FBL series modules are driven by synchronous belt , can easily reach long Stroke use condition , realized big motion range application ,use aluminum made structure, max Stroke reach 3500mm, max speed up to 4000mm/s

技术特点
TECHNICAL FEATURES

1.可选配件 OPTIONAL ACCESSORIES

电源、驱动、限位开关、控制器、连接板、拖链

Power supply, drive, limit switch, controller, connection board, drag chain

2.应用范围 APPLICATION AREA

应用范围：主要用于搬运、喷涂、点胶等。包含点对点搬运,生产线工件换线装置,告诉输送带分装装置,捆包膜切断装置,CNC加工间搬运装置。

Application range: laser cutting machine,PV back sheet cutting engraving machine, transportation mechanical arm, assistant device, Electric research test function demonstration, kinds of industrail automatic production line, kinds of precision machinery processing

3.产业 INDUSTRY

TFT-LCD液晶面板设备，太阳能设备，食品设备，包装设备，CNC加工设备。

Semiconductor device, LED online device, solar equipment, FPD equipment

FPB45 直线模组
FPB45 LINEAR MODULE
P53

FPB50 直线模组
FPB50 LINEAR MODULE
P56

FPB60 直线模组
FPB60 LINEAR MODULE
P59

福睿科技

FPB45直线模组 FPB45 LINEAR GUIDE

重复定位精度[mm] Position Accuracy	有效行程[mm] Effective Stroke	垂直最大负载[kg] Max Vertical Loading	水平最大负载[kg] Max Horizontal Loadings
±0.05	100~3500	特殊需求请联系我们 Please contact us for special needs	15

FPB45 直线模组-型号表示方式
FPB45-ORDERING METHOD

※为标配电机

FPB45 | E300 | 80 | L | B57 | S

双导轨同步带模组 Dual Rail Belt Linear Guide

型号 Model	本体宽（mm） Wide(mm)
FPB45	45

导程 Lead

同步带模组 Synchronous belt module: 80mm

有效行程 Effective trip

型号 Model	标准行程 Stroke (mm)
FPB45	E100-3500

电机位置 Motor position

同步带滑台 Belt slide

L	电机左方	Motor Left
LU	电机左上方	Motor Upper Left
LD	电机左下方	Motor Lower Left
R	电机右方	Motor Right
RU	电机右上方	Motor Upper Right
RD	电机右下方	Motor Lower Right

厂牌 Brand name

伺服电机 Servo motor

P松下	10:100W
T台达	20:200W
Y安川	40:400W
M三菱	

步进电机 Stepping motor

※ B57	57X76
B60	60X102

刹车 brake

无刹车不表示 Extra Enquiry If Need Brake

FPB45直线模组-搭配一览表
FPB45-COLLOCATION LIST

触摸屏 Touch screen	控制器 Controller	限位开关 Limit switch	直流电源型号 DC power model	驱动器型号 Drive model
TPC7062HW	FSC-2A	SN04-N(NPN.NO)	PMT-24V350W	FMDD50D40NOM
	FMC4030		LRS-350-24	
			PMT-24V100W	

FPB45 直线模组-技术参数
FPB45-TECHNICAL PARAMETER

TECHNICAL PARAMETER

重复定位精度[mm] Position Accuracy		±0.05					
导程[mm] Lead		80					
400W伺服电机 Servo motor	负载Load[kg]	0	5			10	
	速度Speed[mm/s]	0-2000	0-800	800-2000	2000	0-800	
	噪声Noise[dB]	≤65	≤55	≤60	≤70	≤55	
	负载Load[kg]	10	15		特殊需求请联系我们 Please contact us for special needs		
	速度Speed[mm/s]	800-2500	0-800	800-1600			
	噪声Noise[dB]	≤70	≤55	≤65			
5776步进电机 Stepper motor	负载Load[kg]	0	5		10		15
	速度Speed[mm/s]	0-1400	0-600	600-1200	0-400	400-800	0-250
	噪声Noise[dB]	≤70	≤55	≤70	≤55	≤70	≤55
储藏温度[℃] Storage temperature		-15℃—+60℃					

FPB45 直线模组-尺寸图
FPB45-DIMENSIONAL DRAWING

L 电机左折 MOTOR LEFT SIDE

A：尾部相邻孔间距 A : Distance between adjacent holes in tail
M：阵列数 M : Number of arrays
N：安装孔个数 N : Number of mounting holes

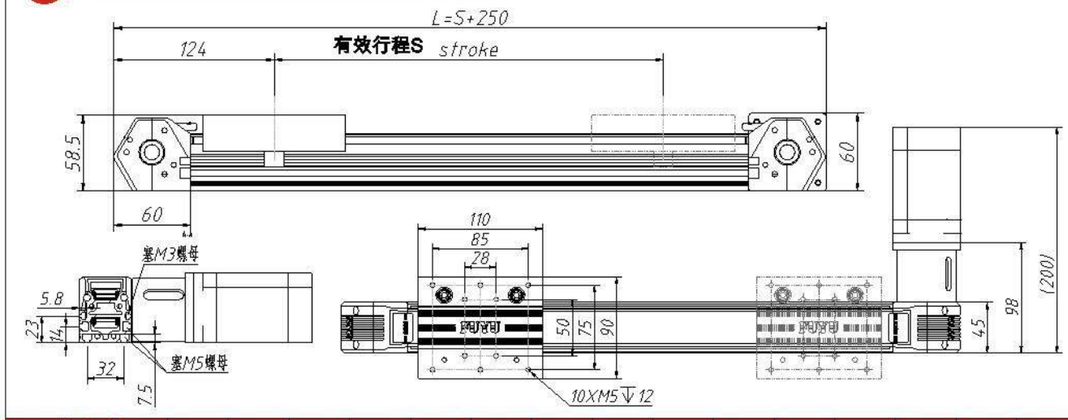

行程[mm] Stroke	100	200	300	400	500	600	700	800	900	1000	1100	1200	1300	1400	1500
模组总长[mm] Linear Guide Total Length	350	450	550	650	750	850	950	1050	1150	1250	1350	1450	1550	1650	1750
重量[kg] Weight	4.1	4.35	4.61	4.87	5.12	5.38	5.63	5.89	6.15	6.4	6.53	6.66	7.17	7.43	7.68
行程[mm] Stroke	1600	1700	1800	1900	2000	2100	2200	2300	2400	2500	2600	2700	2800	2900	3000
模组总长[mm] Linear Guide Total Length	1850	1950	2050	2150	2250	2350	2450	2550	2650	2750	2850	2950	3050	3150	3250
重量[kg] Weight	7.94	8.19	8.45	8.71	8.96	9.22	9.47	9.73	9.99	10.24	10.5	10.75	11.01	11.27	11.52
行程[mm] Stroke	3100	3200	3300	3400	3500										
模组总长[mm] Linear Guide Total Length	3350	3450	3550	3650	3750										
重量[kg] Weight	11.78	12.03	12.29	12.55	12.8										

备注：螺母安装数量 会以长度不同而变化，以实际为准。 The installation length of nut shall be subject to the actual situation

R 电机右折 MOTOR RIGHT SIDE

A：局部相邻孔间距
A：Distance between adjacent holes in tall

M：阵列数
M：Number of arrays

N：安装孔个数
N：Number of mounting holes

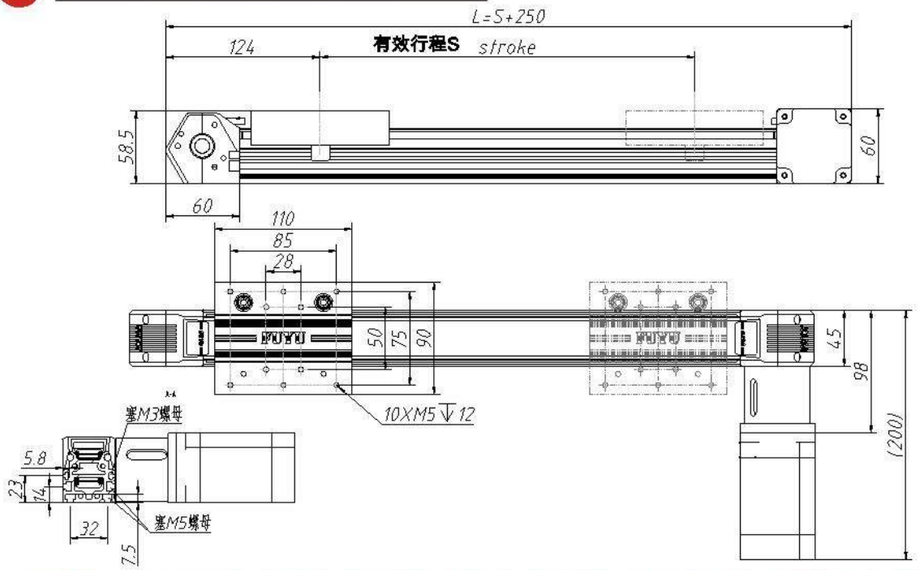

行程[mm] Stroke	100	200	300	400	500	600	700	800	900	1000	1100	1200	1300	1400	1500
模组总长[mm] Linear Guide Total Length	350	450	550	650	750	850	950	1050	1150	1250	1350	1450	1550	1650	1750
重量[kg] Weight	4.1	4.35	4.61	4.87	5.12	5.38	5.63	5.89	6.15	6.4	6.53	6.66	7.17	7.43	7.68
行程[mm] Stroke	1600	1700	1800	1900	2000	2100	2200	2300	2400	2500	2600	2700	2800	2900	3000
模组总长[mm] Linear Guide Total Length	1850	1950	2050	2150	2250	2350	2450	2550	2650	2750	2850	2950	3050	3150	3250
重量[kg] Weight	7.94	8.19	8.45	8.71	8.96	9.22	9.47	9.73	9.99	10.24	10.5	10.75	11.01	11.27	11.52
行程[mm] Stroke	3100	3200	3300	3400	3500										
模组总长[mm] Linear Guide Total Length	3350	3450	3550	3650	3750										
重量[kg] Weight	11.78	12.03	12.29	12.55	12.8										

备注：螺母安装数量会以长度不同而变化，以实际为准。 The installation length of nut shall be subject to the actual situation

FPB50直线模组 FPB50 LINEAR GUIDE

重复定位精度[mm] Position Accuracy	有效行程[mm] Effective Stroke	垂直最大负载[kg] Max Vertical Loading	水平最大负载[kg] Max Horizontal Loadings
±0.05	100~3500	特殊需求请联系我们 Please contact us for special needs	25

FPB50 直线模组-型号表示方式
FPB50-ORDERING METHOD

※为标配电机

FPB50 | E300 | 80 | L | B57 | S

双导轨同步带模组 Dual Rail Belt Linear Guide

型号 Model	本体宽（mm） Wide(mm)
FPB50	50

导程 Lead

同步带模组 Synchronous belt module: 95mm

有效行程 Effective trip

型号 Model	标准行程 Stroke (mm)
FPB50	E100-3500

电机位置 Motor position

同步带滑台 Belt slide

L	电机左方	Motor Left
LU	电机左上方	Motor Upper Left
LD	电机左下方	Motor Lower Left
R	电机右方	Motor Right
RU	电机右上方	Motor Upper Right
RD	电机右下方	Motor Lower Right

厂牌 Brand name

伺服电机 Servo motor

P松下	10:100W
T台达	20:200W
Y安川	40:400W
M三菱	

步进电机 Stepping motor

※ B57	57X76
B60	60X102

刹车 brake

无刹车不表示 Extra Enquiry If Need Brake

FPB50直线模组-搭配一览表
FPB50-COLLOCATION LIST

触摸屏 Touch screen	控制器 Controller	限位开关 Limit switch	直流电源型号 DC power model	驱动器型号 Drive model
TPC7062HW	FSC-2A	SN04-N(NPN.NO)	PMT-24V350W	FMDD50D40NOM
	FMC4030		LRS-350-24	
			PMT-24V100W	

福誉科技

FPB50 直线模组-技术参数
FPB50-TECHNICAL PARAMETER

TECHNICAL PARAMETER							
重复定位精度[mm] Position Accuracy		±0.05					
导程[mm] Lead		95					
400W伺服电机 Servo motor	负载Load[kg]	0	5			10	
	速度Speed[mm/s]	0-2000	0-1000	1000-2000	2000	0-1000	
	噪声Noise[dB]	≤65	≤65	≤60	≤70	≤55	
	负载Load[kg]	10	15/20		25		
	速度Speed[mm/s]	1000-1800	0-1000	1000-1400	0-500		
	噪声Noise[dB]	≤70	≤55	≤60	≤55		
5776步进电机 Stepper motor	负载Load[kg]	0	5		10		15
	速度Speed[mm/s]	0-2000	0-600	600-1200	0-400	400-800	0-250
	噪声Noise[dB]	≤70	≤55	≤70	≤55	≤70	≤55
储藏温度[℃] Storage temperature		-15℃—+60℃					

FPB50 直线模组-尺寸图
FPB50-DIMENSIONAL DRAWING

L 电机左折 MOTOR LEFT SIDE

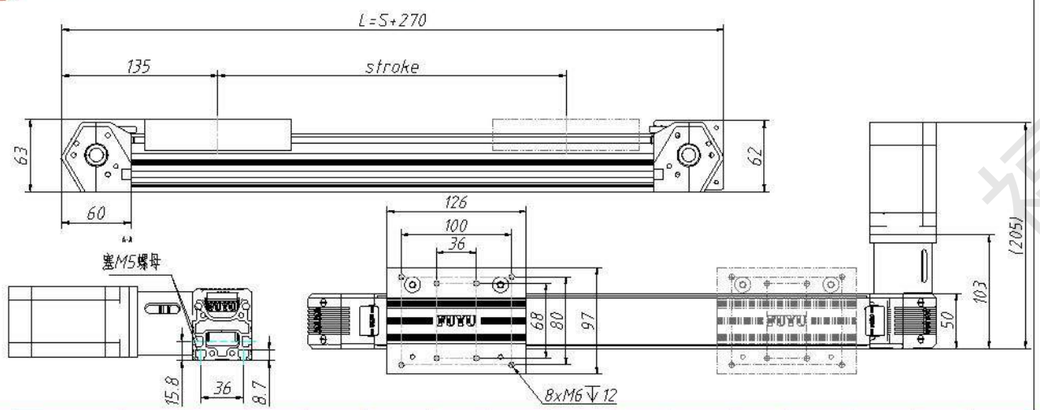

行程[mm] Stroke	100	200	300	400	500	600	700	800	900	1000	1100	1200	1300	1400	1500
模组总长[mm] Linear Guide Total Length	370	470	570	670	770	870	970	1070	1170	1270	1370	1470	1570	1670	1770
重量[kg] Weight	4.58	4.85	5.12	5.38	5.65	5.91	6.18	6.45	6.71	6.98	7.24	7.51	7.78	8.04	8.31
行程[mm] Stroke	1600	1700	1800	1900	2000	2100	2200	2300	2400	2500	2600	2700	2800	2900	3000
模组总长[mm] Linear Guide Total Length	1870	1970	2070	2170	2270	2370	2470	2570	2670	2770	2870	2970	3070	3170	3270
重量[kg] Weight	8.57	8.84	9.1	9.37	9.64	9.9	10.17	10.44	10.7	10.97	11.23	11.5	11.77	12.03	12.3
行程[mm] Stroke	3100	3200	3300	3400	3500										
模组总长[mm] Linear Guide Total Length	3370	3470	3570	3670	3770										
重量[kg] Weight	12.56	12.83	13.1	13.36	13.63										

备注：螺母安装数量 会以长度不同而变化，以实际为准。 The installation length of nut shall be subject to the actual situation

R 电机右折 MOTOR RIGHT SIDE

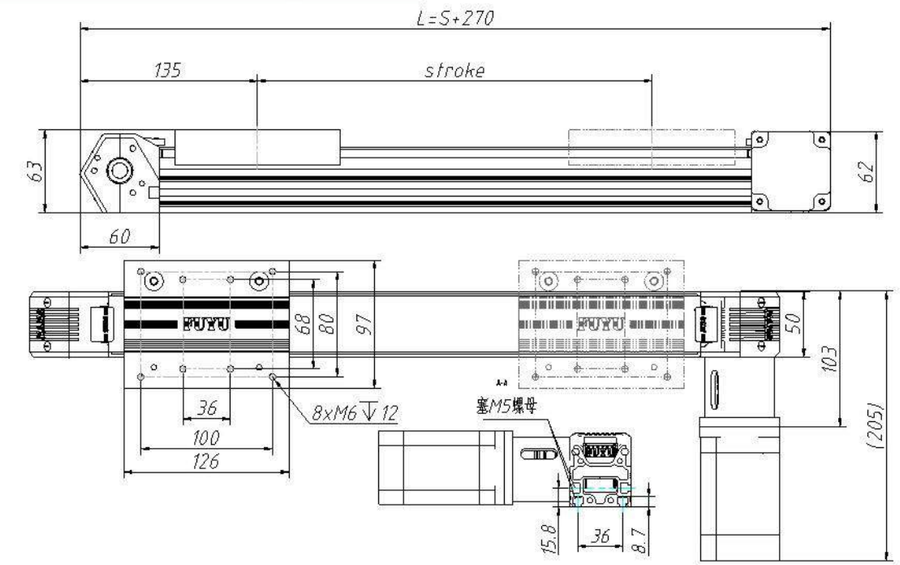

行程[mm] Stroke	100	200	300	400	500	600	700	800	900	1000	1100	1200	1300	1400	1500
模组总长[mm] Linear Guide Total Length	370	470	570	670	770	870	970	1070	1170	1270	1370	1470	1570	1670	1770
重量[kg] Weight	4.58	4.85	5.12	5.38	5.65	5.91	6.18	6.45	6.71	6.98	7.24	7.51	7.78	8.04	8.31
行程[mm] Stroke	1600	1700	1800	1900	2000	2100	2200	2300	2400	2500	2600	2700	2800	2900	3000
模组总长[mm] Linear Guide Total Length	1870	1970	2070	2170	2270	2370	2470	2570	2670	2770	2870	2970	3070	3170	3270
重量[kg] Weight	8.57	8.84	9.1	9.37	9.64	9.9	10.17	10.44	10.7	10.97	11.23	11.5	11.77	12.03	12.3
行程[mm] Stroke	3100	3200	3300	3400	3500										
模组总长[mm] Linear Guide Total Length	3370	3470	3570	3670	3770										
重量[kg] Weight	12.56	12.83	13.1	13.36	13.63										

备注：螺母安装数量 会以长度不同而变化，以实际为准。 The installation length of nut shall be subject to the actual situation

福誉科技

FPB60直线模组 FPB45 LINEAR GUIDE

此图非标配电机

重复定位精度[mm] Position Accuracy	有效行程[mm] Effective Stroke	垂直最大负载[kg] Max Vertical Loading	水平最大负载[kg] Max Horizontal Loadings
±0.05	100~3500	特殊需求请联系我们 Please contact us for special needs	35

FPB60 直线模组-型号表示方式
FPB60-ORDERING METHOD

※为标配电机

FPB60	E300	140	L	B57	S

双导轨同步带模组 Dual Rail Belt Linear Guide

型号 Model	本体宽（mm） Wide(mm)
FPB60	60

导程 Lead

同步带模组 Synchronous belt module: 95mm

有效行程 Effective trip

型号 Model	标准行程 Stroke (mm)
FPB60	E100-3500

电机位置 Motor position

同步带滑台 Belt slide

L	电机左方	Motor Left
LU	电机左上方	Motor Upper Left
LD	电机左下方	Motor Lower Left
R	电机右方	Motor Right
RU	电机右上方	Motor Upper Right
RD	电机右下方	Motor Lower Right

厂牌 Brand name

伺服电机 Servo motor

P松下	10:100W
T台达	20:200W
Y安川	40:400W
M三菱	

步进电机 Stepping motor

B57	57X76
※ B60	60X102

刹车 brake

无刹车不表示 Extra Enquiry If Need Brake

FPB60直线模组-搭配一览表
FPB60-COLLOCATION LIST

触摸屏 Touch screen	控制器 Controller	限位开关 Limit switch	直流电源型号 DC power model	驱动器型号 Drive model
TPC7062HW	FSC-2A	SN04-N(NPN.NO)	PMT-24V350W	FMDD50D40NOM
	FMC4030		LRS-350-24	
			PMT-24V100W	

FPB60 直线模组-技术参数
FPB60-TECHNICAL PARAMETER

TECHNICAL PARAMETER								
重复定位精度[mm] Position Accuracy		±0.05						
导程[mm] Lead		95						
400W伺服电机 Servo motor	水平负载Load[kg]	5	10	15	20	25	35	
	速度Speed[mm/s]	≤2000			≤1000			
	噪声Noise[dB]	≤70.4			≤65			
	侧装负载Load[kg]	5	10	15	20	25	30	
	速度Speed[mm/s]	≤2000			≤1000			
	噪声Noise[dB]	≤70.4			≤65			
60102步进电机 Stepper motor	水平负载Load[kg]	5	10	15	20	25		
	速度Speed[mm/s]	≤1400		≤1200		≤1000		
	噪声Noise[dB]	≤60	≤80					
	侧装负载Load[kg]	5	10	15	20	25		
	速度Speed[mm/s]	≤2000		≤1000				
	噪声Noise[dB]	≤70.4		≤65				
储藏温度[℃] Storage temperature		-15℃—+60℃						

福誉科技

FPB60 直线模组-尺寸图

FPB60-DIMENSIONAL DRAWING

L 电机左折 MOTOR LEFT SIDE

A：尾部相邻孔间距
A : Distance between adjacent holes in tail

M：阵列数
M : Number of arrays

N：安装孔个数
N : Number of mounting holes

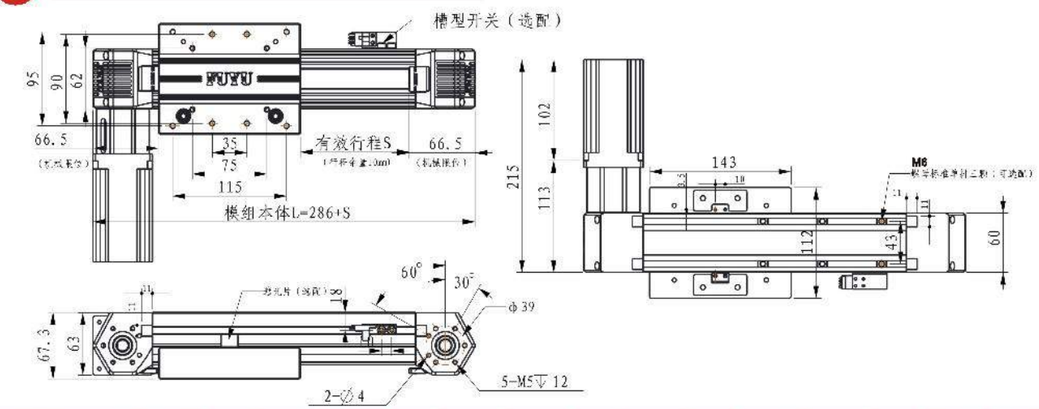

行程[mm] Stroke	100	200	300	400	500	600	700	800	900	1000	1100	1200	1300	1400	1500
模组总长[mm] Linear Guide Total Length	350	486	586	686	786	886	986	1086	1186	1286	1386	1486	1586	1686	1786
重量[kg] Weight	4.4	4.8	5.2	5.6	6.0	6.4	6.8	7.2	7.6	8.0	8.4	8.8	9.2	9.6	10.0
行程[mm] Stroke	1600	1700	1800	1900	2000	2100	2200	2300	2400	2500	2600	2700	2800	2900	3000
模组总长[mm] Linear Guide Total Length	1886	1986	2086	2186	2286	2386	2486	2586	2686	2786	2886	2986	3086	3186	3286
重量[kg] Weight	10.4	10.8	11.2	11.6	12.0	12.4	12.8	13.2	13.6	14.0	14.4	14.8	15.2	15.6	16.0
行程[mm] Stroke	3100	3200	3300	3400	3500										
模组总长[mm] Linear Guide Total Length	3386	3486	3586	3686	3786										
重量[kg] Weight	16.4	16.8	17.2	17.6	18.0										

备注：螺母安装数量 会以长度不同而变化，以实际为准。 The installation length of nut shall be subject to the actual situation

R 电机右折 MOTOR RIGHT SIDE

A：尾部相邻孔间距
A : Distance between adjacent holes in tail

M：阵列数
M : Number of arrays

N：安装孔个数
N : Number of mounting holes

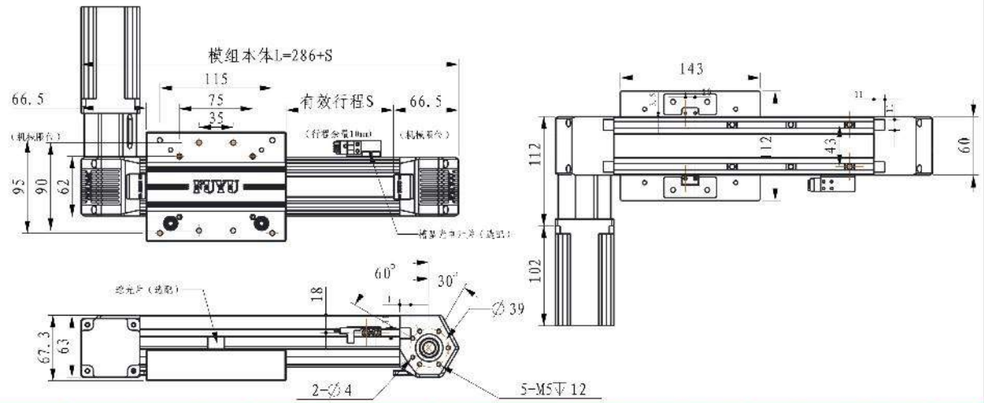

行程[mm] Stroke	100	200	300	400	500	600	700	800	900	1000	1100	1200	1300	1400	1500
模组总长[mm] Linear Guide Total Length	350	486	586	686	786	886	986	1086	1186	1286	1386	1486	1586	1686	1786
重量[kg] Weight	4.4	4.8	5.2	5.6	6.0	6.4	6.8	7.2	7.6	8.0	8.4	8.8	9.2	9.6	10.0
行程[mm] Stroke	1600	1700	1800	1900	2000	2100	2200	2300	2400	2500	2600	2700	2800	2900	3000
模组总长[mm] Linear Guide Total Length	1886	1986	2086	2186	2286	2386	2486	2586	2686	2786	2886	2986	3086	3186	3286
重量[kg] Weight	10.4	10.8	11.2	11.6	12.0	12.4	12.8	13.2	13.6	14.0	14.4	14.8	15.2	15.6	16.0
行程[mm] Stroke	3100	3200	3300	3400	3500										
模组总长[mm] Linear Guide Total Length	3386	3486	3586	3686	3786										
重量[kg] Weight	16.4	16.8	17.2	17.6	18.0										

备注：螺母安装数量 会以长度不同而变化，以实际为准。 The installation length of nut shall be subject to the actual situation

福誉科技

FTH系列模组
FTH LINEAR GUIDE

高精度 高刚性
HIGH PRECISION HIGH RIGIDITY

FTH模组可轻易达到高精度使用需求，运转稳定，重复定位精度可达到±0.01mm，完美应对所有自动化市场需求，使用范围及用途广泛，是目前国际市场主要运用的产品之一。

FTH module can easily meet the requirements of high-precision use, stable operation, and repeated positioning accuracy of ± 0.01mm. It perfectly responds to the needs of all automation markets. It is widely used in the industry and popularized in the global market.

技术特点
TECHNICAL FEATURES

1.可选配件 OPTIONAL ACCESSORIES

电源、驱动、限位开关、控制器、连接板、拖链

Power supply, drive, limit switch, controller, connection board, drag chain

2.应用范围 APPLICATION AREA

应用范围：主要用于工作定位、夹取、搬运等自动化设备。包括电子部件组装、液体注入填充装置、点熔焊装置、电路板与晶圆盒定位插入装置、物件整列靠齐。

Application range: laser cutting machine,PV back sheet cutting engraving machine, transportation mechanical arm, assistant device, Electric research test function demonstration, kinds of industrail automatic production line, kinds of precision machinery processing

3.产业 INDUSTRY

TFT-LCD液晶面板设备，半导体设备，LED线上设备，太阳能设备。

Semiconductor device, LED online device, solar equipment, FPD equipment

FTH10 直线模组
FTH10 LINEAR MODULE
P65

FTH12 直线模组
FTH12 LINEAR MODULE
P69

FTH14 直线模组
FTH14 LINEAR MODULE
P73

FTH17 直线模组
FTH17 LINEAR MODULE
P77

福睿科技

FTH10直线模组 FTH10 LINEAR GUIDE

Single rail
单轨

更多参数请联系我们
More parameters please contact us

重复定位精度[mm] Position Accuracy	有效行程[mm] Effective Stroke	垂直最大负载[kg] Max Vertical Loading	水平最大负载[kg] Max Horizontal Loadings
±0.02	50~1050	15	50

FTH10 直线模组-型号表示方式
FTH10-ORDERING METHOD

FTH10 | C7 | L | 05 | 100 | BC | T40 | S

FTH盖板式丝杆模组 FTH cover plate ball screw linear guide

型号 Model	本体宽（mm） Wide(mm)
FTH10	102

导程 Lead

丝杆模组 Screw module

05	05mm
10	10mm
20	20mm

传动材料类别 Transmission material category

L	标配丝杆 standard ball screw

丝杆精度 Screw rod accuracy

丝杆滑台 Screw Slider

C7

有效行程 Effective Stroke

FTH10	50~1050

电机连结形式 Motor position

丝杆滑台 Screw Slider

M	电机内置	Motor hidden in
BC	电机直连	Motor Exposed
BL	电机左折	Motor Left Side
BR	电机右折	Motor Right Side
BD	电机下折	Motor Down Side

伺服电机 Servo motor

P松下	40:400W
T台达	
Y安川	
M三菱	

步进电机 Stepping motor

B60	60X102

刹车 brake

无刹车不表示
Extra Enquiry If Need Brake

FTH10 直线模组-搭配一览表
FTH10-COLLOCATION LIST

触摸屏 Touch screen	控制器 Controller	限位开关 Limit switch
TPC7062HW	FSC-2A	SPX303Z(NPN-NO)
	FMC4030	

FTH10 直线模组-技术参数
FTH10-TECHNICAL PARAMETER

TECHNICAL PARAMETER

重复定位精度[mm] Position Accuracy	±0.02		
导轨规格 Guide Type	单轨W20xH15.5		
丝杆规格 Ball Screw Type	16		
导程（mm） Lead	5	10	20
最大速度[mm/s] Max Speed	250	500	1000
水平额定负载[kg] Horizontal Rated Load	50	30	20
垂直额定负载[kg] Vertical Rated Load	15	10	5
额定负载噪声[dB] Rated Load Noise	70-80		
加速度[mm/s] Accelerated Speed	500		
储藏温度[℃] Storage temperature	-15℃—+60℃		

FTH10 直线模组-容许负载扭矩
FTH10-ALLOWABLE LOAD TORQUE

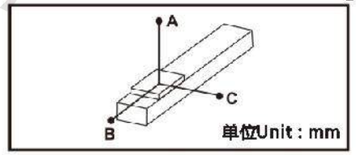

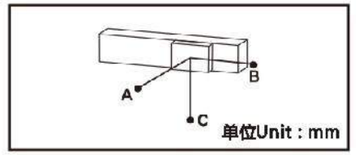

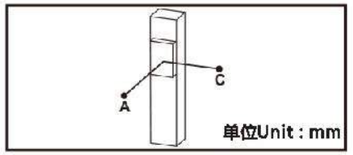

水平安装 Horizontal installation		A	B	C
导程 5 Stroke	30kg	550	45	45
	40kg	400	30	30
	50kg	300	25	24
导程 10 Stroke	15kg	530	85	80
	25kg	300	50	45
	30kg	250	40	35
导程 20 Stroke	5kg	530	85	80
	10kg	300	50	45
	20kg	160	35	30

侧挂安装 Wall installation		A	B	C
导程 5 Stroke	25kg	52	55	670
	35kg	35	35	455
	50kg	21	25	770
导程 10 Stroke	10kg	125	135	770
	20kg	58	61	385
	30kg	160	185	565
导程 20 Stroke	6kg	160	185	565
	12kg	76	88	275
	20kg	45	50	160

垂直安装 Vertical installation		A	C
导程 5 Stroke	5kg	310	310
	8kg	200	200
	15kg	110	110
导程 10 Stroke	4kg	350	350
	10kg	140	140
导程 20 Stroke	2kg	550	550
	5kg	220	220

FTH10 直线模组-静态容许负载
FTH10-STATIC LOADING MOMENT

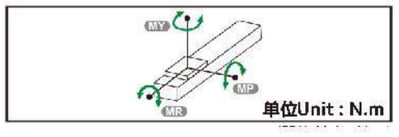

MY	110
MP	110
MR	120

力矩所表示的数据代表重心
The data represented by the moment represent the center of gravity

福誉科技

M 电机内置 MOTOR HIDDEN IN

A：尾部相邻孔间距
A : Distance between adjacent holes in tail

M：阵列数
M : Number of arrays

N：安装孔个数
N : Number of mounting holes

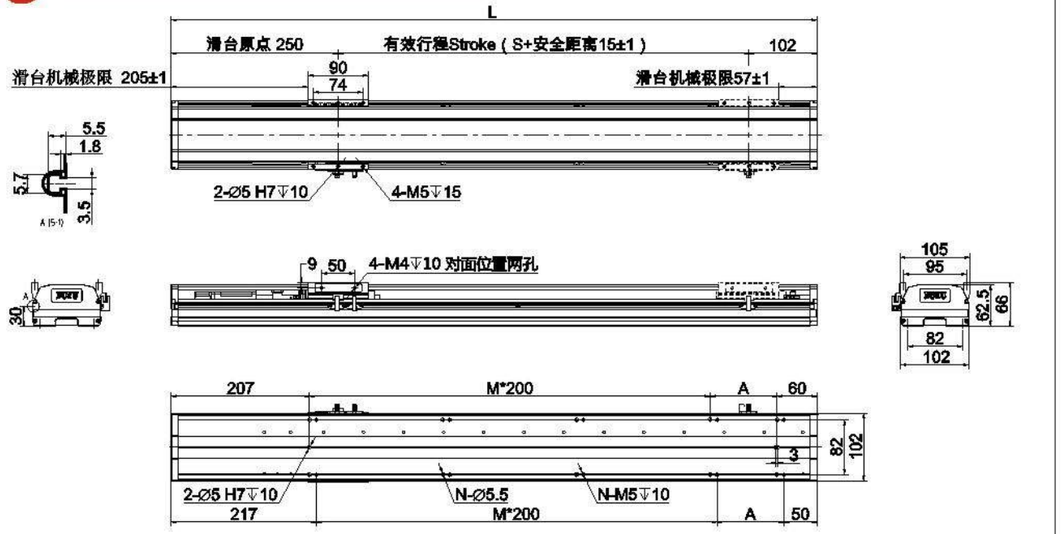

行程[mm] Stroke	100	150	200	250	300	350	400	450	500	600	700	800	900	1000	1050
模组总长[mm] Linear Guide Total Length	467	517	567	617	667	717	767	817	867	967	1067	1167	1267	1367	1417
重量[kg] Weight	5.0	5.5	6.0	6.5	7.0	7.5	8.0	8.5	9.0	10.0	11.0	12.0	13.0	14.0	14.5

注:图中参考电机为台达400W,仅供参考　Note: the motor marked in the figure is delta 400W, for reference only

BLR 电机左/右折 MOTOR LEFT AND RIGHT SIDE

A：尾部相邻孔间距
A : Distance between adjacent holes in tail

M：阵列数
M : Number of arrays

N：安装孔个数
N : Number of mounting holes

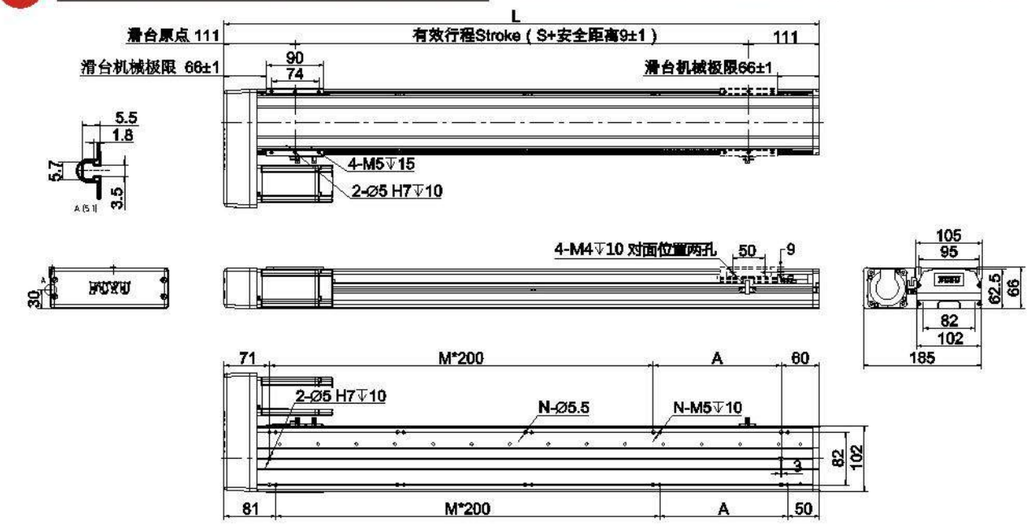

行程[mm] Stroke	100	150	200	250	300	350	400	450	500	600	700	800	900	1000	1050
模组总长[mm] Linear Guide Total Length	331	381	431	481	531	581	631	681	731	831	931	1031	1131	1231	1281
重量[kg] Weight	5.0	5.5	6.0	6.5	7.0	7.5	8.0	8.5	9.0	10.0	11.0	12.0	13.0	14.0	14.5

注:图中参考电机为台达400W,仅供参考　Note: the motor marked in the figure is delta 400W, for reference only

BC 电机直连 MOTOR EXPOSED

A：尾部相邻孔间距
A : Distance between adjacent holes in tail

M：阵列数
M : Number of arrays

N：安装孔个数
N : Number of mounting holes

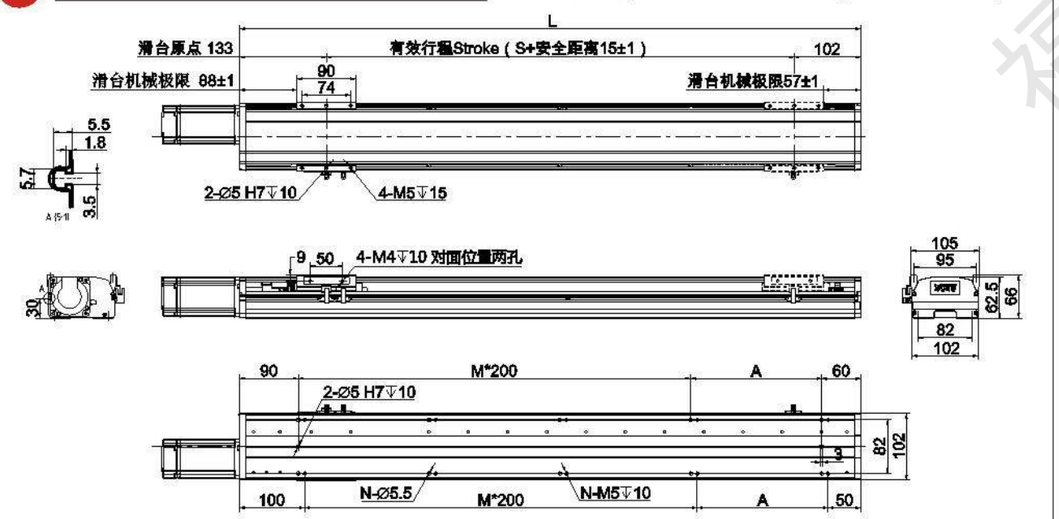

行程[mm] Stroke	100	150	200	250	300	350	400	450	500	600	700	800	900	1000	1050
模组总长[mm] Linear Guide Total Length	350	400	450	500	550	600	650	700	750	850	950	1050	1150	1250	1300
重量[kg] Weight	5.0	5.5	6.0	6.5	7.0	7.5	8.0	8.5	9.0	10.0	11.0	12.0	13.0	14.0	14.5

注:图中参考电机为台达400W,仅供参考　Note: the motor marked in the figure is delta 400W, for reference only

BD 电机下折 MOTOR DOWN SIDE

A：尾部相邻孔间距
A : Distance between adjacent holes in tail

M：阵列数
M : Number of arrays

N：安装孔个数
N : Number of mounting holes

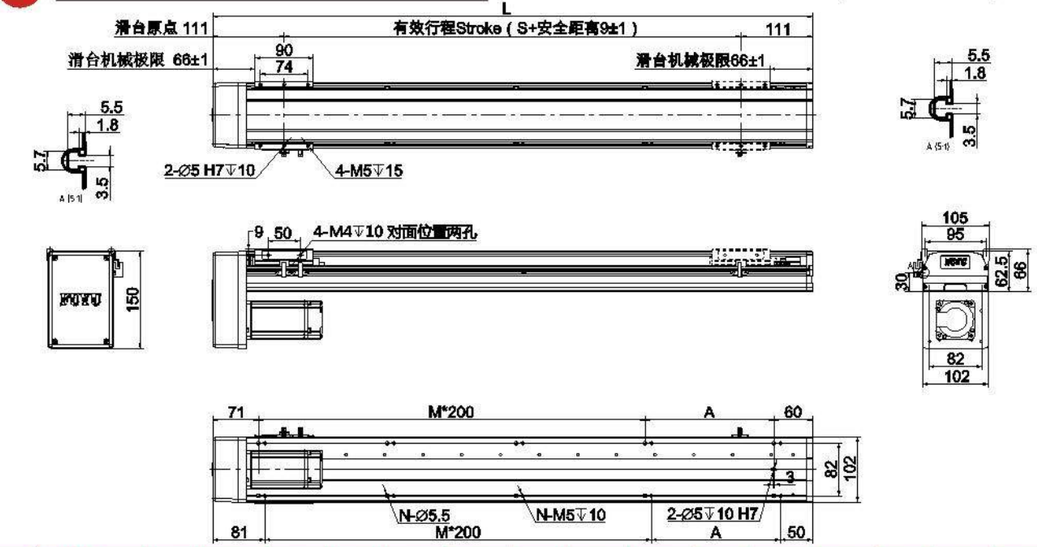

行程[mm] Stroke	100	150	200	250	300	350	400	450	500	600	700	800	900	1000	1050
模组总长[mm] Linear Guide Total Length	331	381	431	481	531	581	631	681	731	831	931	1031	1131	1231	1281
重量[kg] Weight	5.0	5.5	6.0	6.5	7.0	7.5	8.0	8.5	9.0	10.0	11.0	12.0	13.0	14.0	14.5

注:图中参考电机为台达400W,仅供参考　Note: the motor marked in the figure is delta 400W, for reference only

福睿科技

FTH12直线模组 FTH12 LINEAR GUIDE

Double rail
双轨

更多参数请联系我们
More parameters please contact us

重复定位精度[mm] Position Accuracy	有效行程[mm] Effective Stroke	垂直最大负载[kg] Max Vertical Loading	水平最大负载[kg] Max Horizontal Loadings
±0.02	50~1050	15	50

FTH12 直线模组-型号表示方式
FTH12-ORDERING METHOD

FTH12	C7	L	05	100	BC	T40	S

FTH盖板式丝杆模组 FTH cover plate ball screw linear guide

型号 Model	本体宽（mm） Wide(mm)
FTH12	102

导程 Lead

丝杆模组 Screw module

05	05mm
10	10mm
20	20mm

传动材料类别 Transmission material category

L	标准丝杆 standard ball screw

丝杆精度 Screw rod accuracy

丝杆滑台 Screw Slider

C7

有效行程 Effective Stroke

FTH12	50~1050

电机连结形式 Motor position

丝杆滑台 Screw Slider

M	电机内置	Motor hidden in
BC	电机直连	Motor Exposed
BL	电机左折	Motor Left Side
BR	电机右折	Motor Right Side
BD	电机下折	Motor Down Side

伺服电机 Servo motor

P松下	40:400W
T台达	
Y安川	
M三菱	

步进电机 Stepping motor

B60	60X102

刹车 brake

无刹车不表示
Extra Enquiry If Need Brake

FTH10 直线模组-搭配一览表
FTH10-COLLOCATION LIST

触摸屏 Touch screen	控制器 Controller	限位开关 Limit switch
TPC7062HW	FSC-2A	SPX303Z(NPN-NO)
	FMC4030	

FTH12 直线模组-技术参数
FTH12-TECHNICAL PARAMETER

TECHNICAL PARAMETER

重复定位精度[mm] Position Accuracy	±0.02		
导轨规格 Guide Type	双轨W12xH8		
丝杆规格 Ball Screw Type	16		
导程（mm） Lead	5	10	20
最大速度[mm/s] Max Speed	250	500	1000
水平额定负载[kg] Horizontal Rated Load	50	30	20
垂直额定负载[kg] Vertical Rated Load	15	10	5
额定负载噪声[dB] Rated Load Noise	70-80		
加速度[mm/s] Accelerated Speed	500		
储藏温度[℃] Storage temperature	-15℃—+60℃		

FTH12 直线模组-容许负载扭矩
FTH12-ALLOWABLE LOAD TORQUE

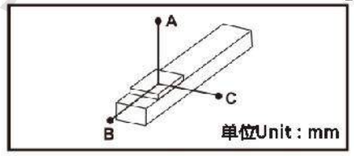

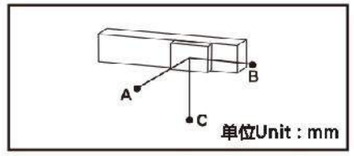

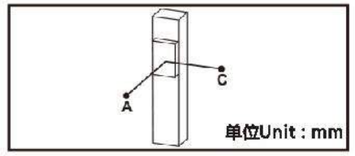

水平安装 Horizontal installation		A	B	C
导程 5 Stroke	30kg	882	65	78
	40kg	606	43	51
	50kg	300	25	24
导程 10 Stroke	15kg	875	138	157
	25kg	485	75	85
	30kg	380	60	64
导程 20 Stroke	5kg	1100	380	380
	10kg	550	180	180
	20kg	500	90	90

侧挂安装 Wall installation		A	B	C
导程 5 Stroke	25kg	100	84	1000
	35kg	63	50	725
	50kg	35	29	450
导程 10 Stroke	10kg	250	220	1300
	20kg	110	90	650
	30kg	65	55	385
导程 20 Stroke	6kg	310	315	950
	12kg	145	145	450
	20kg	90	90	285

垂直安装 Vertical installation		A	C
导程 5 Stroke	5kg	550	550
	8kg	345	345
	15kg	220	220
导程 10 Stroke	4kg	600	600
	10kg	300	300
导程 20 Stroke	2kg	950	950
	5kg	640	640

FTH12 直线模组-静态容许负载
FTH12-STATIC LOADING MOMENT

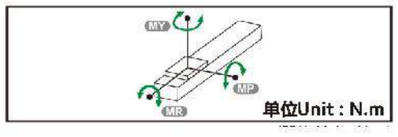

MY	150
MP	150
MR	130

力矩所表示的数据代表重心
The data represented by the moment represent the center of gravity

福誉科技

M 电机内置 MOTOR HIDDEN IN

A：尾部相邻孔间距
A : Distance between adjacent holes in tail

M：阵列数
M : Number of arrays

N：安装孔个数
N : Number of mounting holes

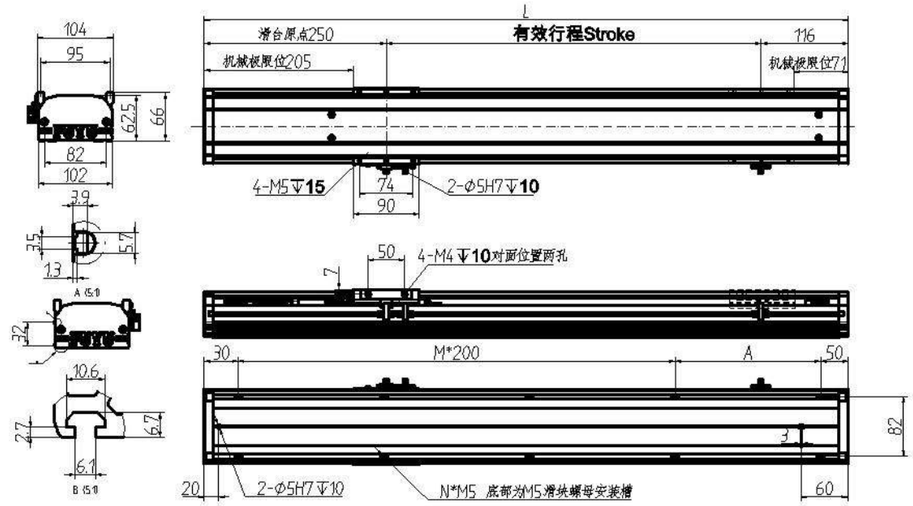

行程[mm] Stroke	100	150	200	250	300	350	400	450	500	600	700	800	900	1000	1050
模组总长[mm] Linear Guide Total Length	480	530	580	630	680	730	780	830	880	980	1080	1130	1280	1380	1430
重量[kg] Weight	5.2	5.7	6.2	6.7	7.2	7.7	8.2	8.7	9.2	10.2	11.2	12.2	13.2	14.2	14.7

注:图中参考电机为台达400W,仅供参考　Note: the motor marked in the figure is delta 400W, for reference only

BLR 电机左/右折 MOTOR LEFT AND RIGHT SIDE

A：尾部相邻孔间距
A : Distance between adjacent holes in tail

M：阵列数
M : Number of arrays

N：安装孔个数
N : Number of mounting holes

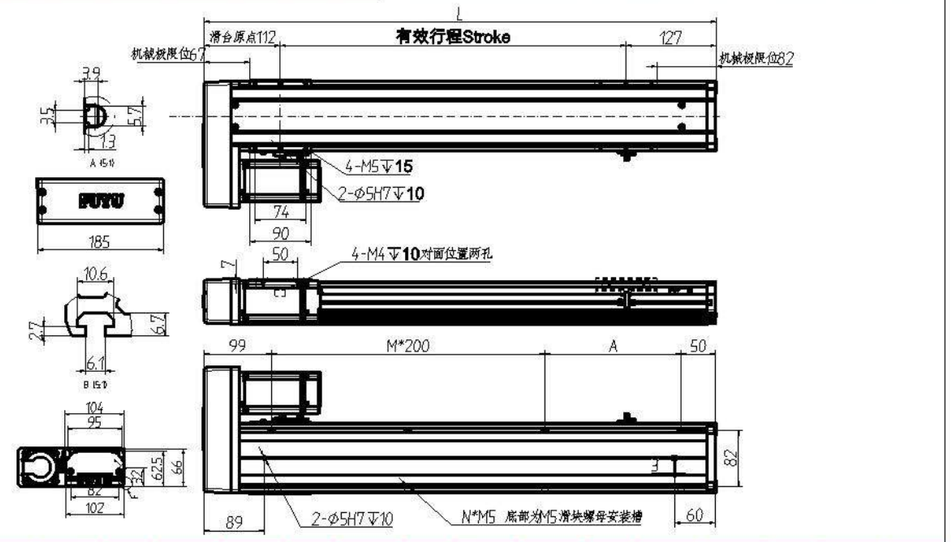

行程[mm] Stroke	100	150	200	250	300	350	400	450	500	600	700	800	900	1000	1050
模组总长[mm] Linear Guide Total Length	349	399	449	499	549	599	649	699	749	849	949	1049	1149	1249	1299
重量[kg] Weight	5.0	5.5	6.0	6.5	7.0	7.5	8.0	8.5	9.0	10.0	11.0	12.0	13.0	14.0	14.5

注:图中参考电机为台达400W,仅供参考　Note: the motor marked in the figure is delta 400W, for reference only

BC 电机直连 MOTOR EXPOSED

A：尾部相邻孔间距
A : Distance between adjacent holes in tail

M：阵列数
M : Number of arrays

N：安装孔个数
N : Number of mounting holes

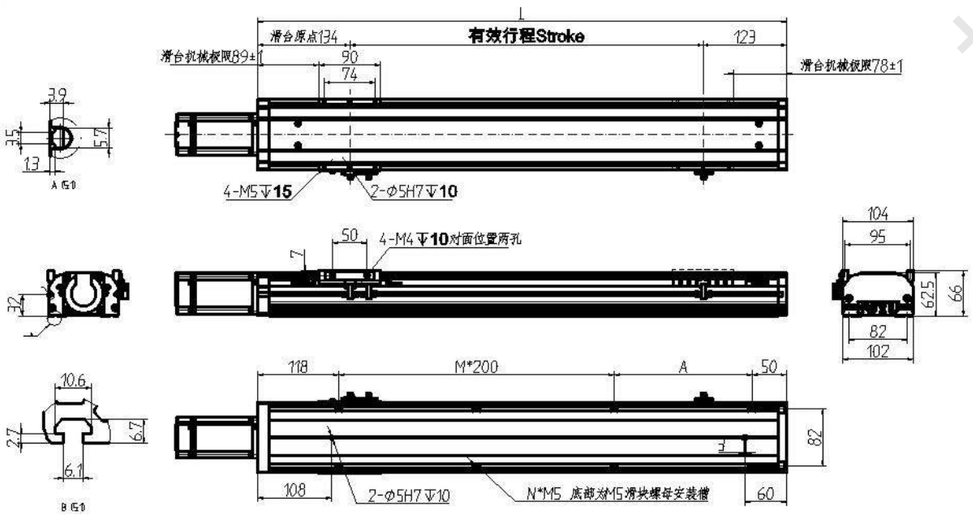

行程[mm] Stroke	100	150	200	250	300	350	400	450	500	600	700	800	900	1000	1050
模组总长[mm] Linear Guide Total Length	368	418	468	518	568	618	668	718	768	868	968	1068	1168	1268	1318
重量[kg] Weight	5.0	5.5	6.0	6.5	7.0	7.5	8.0	8.5	9.0	10.0	11.0	12.0	13.0	14.0	14.5

注:图中参考电机为台达400W,仅供参考　Note: the motor marked in the figure is delta 400W, for reference only

BD 电机下折 MOTOR DOWN SIDE

A：尾部相邻孔间距
A : Distance between adjacent holes in tail

M：阵列数
M : Number of arrays

N：安装孔个数
N : Number of mounting holes

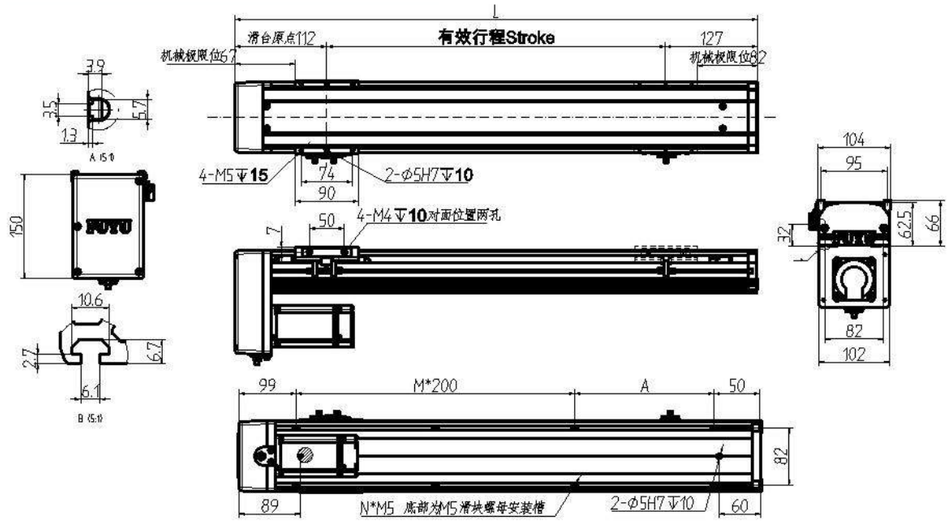

行程[mm] Stroke	100	150	200	250	300	350	400	450	500	600	700	800	900	1000	1050
模组总长[mm] Linear Guide Total Length	331	381	431	481	531	581	631	681	731	831	931	1031	1131	1231	1281
重量[kg] Weight	5.0	5.5	6.0	6.5	7.0	7.5	8.0	8.5	9.0	10.0	11.0	12.0	13.0	14.0	14.5

注:图中参考电机为台达400W,仅供参考　Note: the motor marked in the figure is delta 400W, for reference only

福誉科技

FTH14直线模组 FTH14 LINEAR GUIDE

Double rail
双轨

更多参数请联系我们
More parameters please contact us

重复定位精度[mm] Position Accuracy	有效行程[mm] Effective Stroke	垂直最大负载[kg] Max Vertical Loading	水平最大负载[kg] Max Horizontal Loadings
±0.02	50~1250	30	110

FTH14 直线模组-型号表示方式
FTH14-ORDERING METHOD

FTH14	C7	L	10	100	BC	T40	S

FTH盖板式丝杆模组 FTH cover plate ball screw linear guide

型号 Model	本体宽（mm） Wide(mm)
FTH14	135

导程 Lead

丝杆模组 Screw module

05	05mm
10	10mm
20	20mm

传动材料类别 Transmission material category

L	标配丝杆 standard ball screw

丝杆精度 Screw rod accuracy

丝杆滑台 Screw Slider

C7

有效行程 Effective Stroke

FTH14	50~1250

电机连结形式 Motor position

丝杆滑台 Screw Slider

M	电机内置	Motor hidden in
BC	电机直连	Motor Exposed
BL	电机左折	Motor Left Side
BR	电机右折	Motor Right Side
BD	电机下折	Motor Down Side

伺服电机 Servo motor

P松下	40:400W
T台达	75:750W
Y安川	
M三菱	

步进电机 Stepping motor

B60	60X102
B86	86X128

刹车 brake

无刹车不表示
Extra Enquiry If Need Brake

FTH14 直线模组-搭配一览表
FTH14-COLLOCATION LIST

触摸屏 Touch screen	控制器 Controller	限位开关 Limit switch
TPC7062HW	FSC-2A	SPX303Z(NPN-NO)
	FMC4030	

FTH14 直线模组-技术参数
FTH14-TECHNICAL PARAMETER

TECHNICAL PARAMETER

重复定位精度[mm] Position Accuracy	±0.02		
导轨规格 Guide Type	双轨W15xH12.5		
丝杆规格 Ball Screw Type	16/20		
导程（mm） Lead	5	10	20
最大速度[mm/s] Max Speed	250	500	1000
水平额定负载[kg] Horizontal Rated Load	110	90	40
垂直额定负载[kg] Vertical Rated Load	30	25	10
额定负载噪声[dB] Rated Load Noise	70-80		
加速度[mm/s] Accelerated Speed	500		
储藏温度[℃] Storage temperature	-15℃—+60℃		

FTH14 直线模组-容许负载扭矩
FTH14-ALLOWABLE LOAD TORQUE

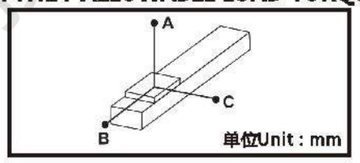

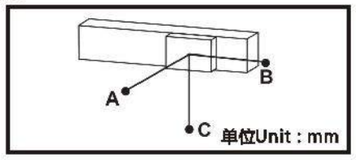

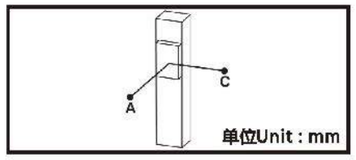

水平安装 Horizontal installation		A	B	C
导程 5 Stroke	60kg	2512	242	232
	80kg	1811	172	164
	110kg	1300	118	115
导程 10 Stroke	30kg	2727	470	430
	50kg	1577	266	242
	90kg	830	136	125
导程 20 Stroke	10kg	2304	1222	1028
	22kg	1443	540	451
	40kg	880	283	238

侧挂安装 Wall installation		A	B	C
导程 5 Stroke	55kg	257	269	2883
	75kg	178	186	2000
	110kg	114	118	1275
导程 10 Stroke	35kg	363	395	2368
	55kg	218	238	1445
	90kg	124	136	833
导程 20 Stroke	12kg	854	1019	2552
	20kg	500	596	1588
	40kg	235	281	874

垂直安装 Vertical installation		A	C
导程 5 Stroke	15kg	1118	1118
	22kg	770	770
	30kg	563	563
导程 10 Stroke	10kg	1500	1500
	14kg	1072	1072
	25kg	599	599
导程 20 Stroke	4kg	2980	2980
	10kg	1190	1190

FTH14 直线模组-静态容许负载
FTH14-STATIC LOADING MOMENT

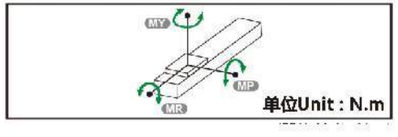

MY	551
MP	552
MR	485

力矩所表示的数据代表重心
The data represented by the moment represent the center of gravity

福誉科技

M 电机内置 MOTOR HIDDEN IN

A：尾部相邻孔间距
A : Distance between adjacent holes in tail

M：阵列数
M : Number of arrays

N：安装孔个数
N : Number of mounting holes

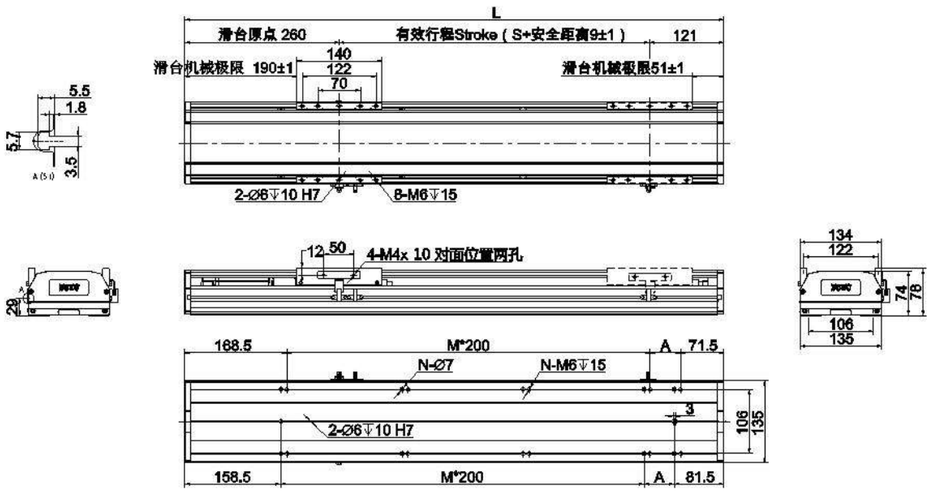

行程[mm] Stroke	100	150	200	250	300	400	500	600	700	800	900	1000	1100	1200	1250
模组总长[mm] Linear Guide Total Length	490	540	590	640	690	790	890	990	1090	1190	1290	1390	1490	1590	1640
重量[kg] Weight	6.8	7.3	7.8	8.3	8.8	9.8	10.8	11.8	12.8	13.8	14.8	15.8	16.8	17.8	18.3

注:图中参考电机为台达400W,仅供参考　Note: the motor marked in the figure is delta 400W, for reference only

BC 电机直连 MOTOR EXPOSED

A：尾部相邻孔间距
A : Distance between adjacent holes in tail

M：阵列数
M : Number of arrays

N：安装孔个数
N : Number of mounting holes

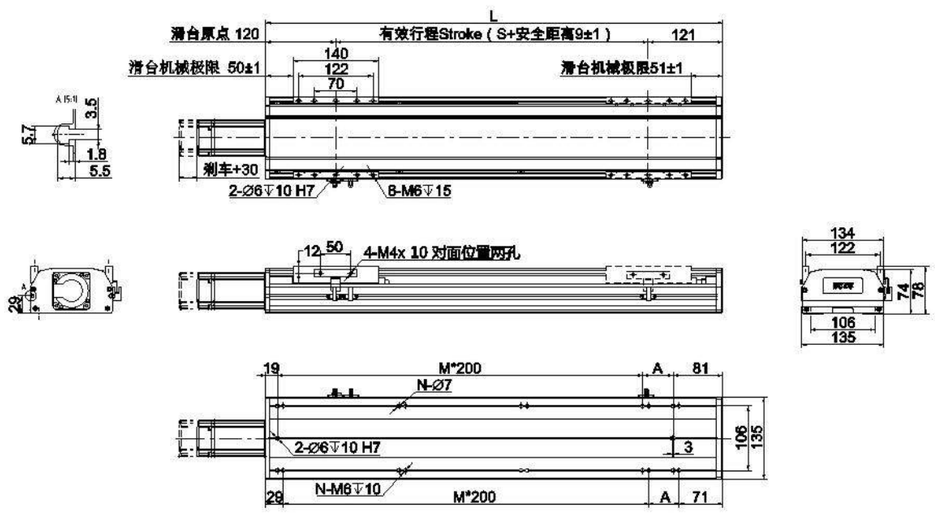

行程[mm] Stroke	100	150	200	250	300	400	500	600	700	800	900	1000	1100	1200	1250
模组总长[mm] Linear Guide Total Length	350	400	450	500	550	650	750	850	950	1050	1150	1250	1350	1450	1500
重量[kg] Weight	6.0	6.5	7.0	7.5	8.0	9.0	10.0	11.0	12.0	13.0	14.0	15.0	16.0	17.0	17.5

注:图中参考电机为台达400W,仅供参考　Note: the motor marked in the figure is delta 400W, for reference only

A：尾部相邻孔间距
A : Distance between adjacent holes in tail

M：阵列数
M : Number of arrays

N：安装孔个数
N : Number of mounting holes

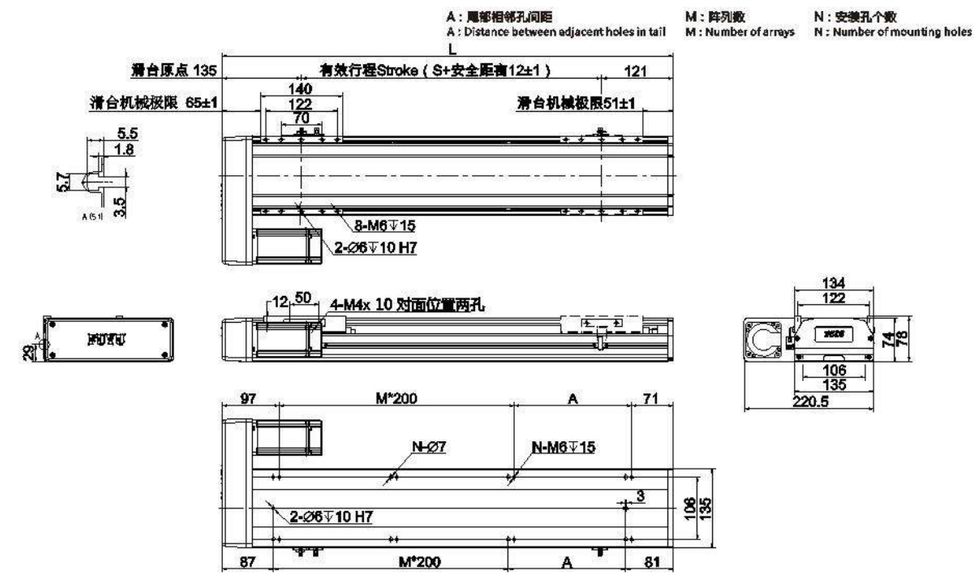

行程[mm] Stroke	100	150	200	250	300	400	500	600	700	800	900	1000	1100	1200	1250
模组总长[mm] Linear Guide Total Length	368	418	468	518	568	668	718	868	968	1068	1168	1268	1368	1468	1518
重量[kg] Weight	6.0	6.5	7.0	7.5	8.0	9.0	10.0	11.0	12.0	13.0	14.0	15.0	16.0	17.0	17.5

注:图中参考电机为台达400W,仅供参考　Note: the motor marked in the figure is delta 400W, for reference only

BD 电机下折 MOTOR DOWN SIDE

A：尾部相邻孔间距
A : Distance between adjacent holes in tail

M：阵列数
M : Number of arrays

N：安装孔个数
N : Number of mounting holes

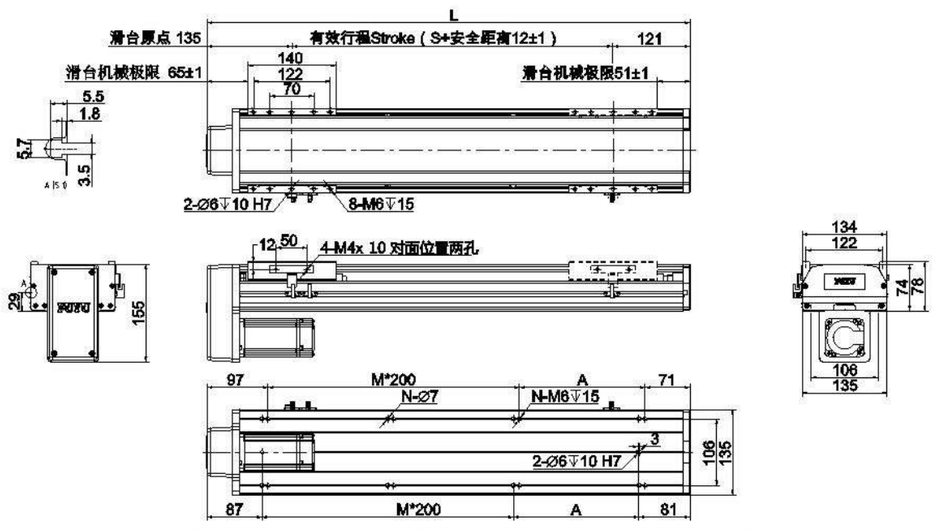

行程[mm] Stroke	100	150	200	250	300	400	500	600	700	800	900	1000	1100	1200	1250
模组总长[mm] Linear Guide Total Length	368	418	468	518	568	668	718	868	968	1068	1168	1268	1368	1468	1518
重量[kg] Weight	6.0	6.5	7.0	7.5	8.0	9.0	10.0	11.0	12.0	13.0	14.0	15.0	16.0	17.0	17.5

注:图中参考电机为台达400W,仅供参考

福誉科技

FTH17直线模组 FTH17 LINEAR GUIDE

Double rail
双轨

更多参数请联系我们
More parameters please contact us

重复定位精度[mm] Position Accuracy	有效行程[mm] Effective Stroke	垂直最大负载[kg] Max Vertical Loading	水平最大负载[kg] Max Horizontal Loadings
±0.02	50~1500	50	120

FTH17 直线模组-型号表示方式
FTH17-ORDERING METHOD

FTH17 | C7 | L | 10 | 100 | BC | T40 | S

FTH盖板式丝杆模组 FTH cover plate ball screw linear guide

型号 Model	本体宽（mm） Wide(mm)
FTH17	170

导程 Lead

丝杆模组 Screw module

05	05mm
10	10mm
20	20mm
25	25mm

传动材料类别 Transmission material category

L	标准丝杆 standard ball screw

丝杆精度 Screw rod accuracy

丝杆滑台 Screw Slider

C7

有效行程 Effective Stroke

FTH17	50~1500

电机连结形式 Motor position

丝杆滑台 Screw Slider

M	电机内置	Motor hidden in
BC	电机直连	Motor Exposed
BL	电机左折	Motor Left Side
BR	电机右折	Motor Right Side
BD	电机下折	Motor Down Side

伺服电机 Servo motor

P松下	40:400W
T台达	75:750W
Y安川	
M三菱	

步进电机 Stepping motor

B60	60X102
B86	86X128

刹车 brake

无刹车不表示
Extra Enquiry If Need Brake

FTH17 直线模组-搭配一览表
FTH17-COLLOCATION LIST

触摸屏 Touch screen	控制器 Controller	限位开关 Limit switch
TPC7062HW	FSC-2A	FY-SPX307
	FMC4030	

FTH17 直线模组-技术参数
FTH17-TECHNICAL PARAMETER

TECHNICAL PARAMETER

重复定位精度[mm] Position Accuracy	±0.02			
导轨规格 Guide Type	双轨W20xH15.5			
丝杆规格 Ball Screw Type	20/25			
导程（mm） Lead	5	10	20	25
最大速度[mm/s] Max Speed	250	500	1000	1250
水平额定负载[kg] Horizontal Rated Load	120	110	80	60
垂直额定负载[kg] Vertical Rated Load	50	40	25	20
额定负载噪声[dB] Rated Load Noise	70-80			
加速度[mm/s] Accelerated Speed	500			
储藏温度[℃] Storage temperature	-15℃—+60℃			

FTH17 直线模组-容许负载扭矩
FTH17-ALLOWABLE LOAD TORQUE

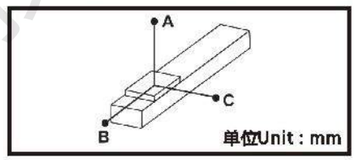

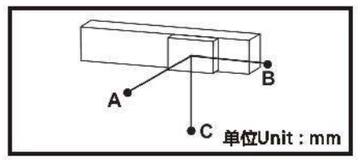

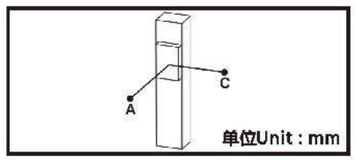

水平安装 Horizontal installation		A	B	C
导程 5 Stroke	70kg	3235	349	408
	90kg	2482	263	306
	120kg	1850	187	217
导程 10 Stroke	65kg	1911	338	373
	85kg	1445	248	276
	110kg	1102	182	202
导程 20 Stroke	35kg	1666	547	538
	55kg	1030	331	328
	80kg	697	232	232

侧挂安装 Wall installation		A	B	C
导程 5 Stroke	75kg	377	322	2988
	95kg	288	246	2333
	120kg	218	187	1850
导程 10 Stroke	60kg	408	368	2092
	80kg	296	266	1554
	110kg	202	182	1102
导程 20 Stroke	30kg	633	644	1961
	50kg	365	369	1143
	80kg	213	214	681

垂直安装 Vertical installation		A	C
导程 5 Stroke	20kg	1368	1368
	30kg	911	911
	50kg	546	546
导程 10 Stroke	15kg	1618	1618
	25kg	970	970
	40kg	606	606
导程 20 Stroke	10kg	1922	1922
	14kg	1377	1377
	25kg	771	771

FTH17 直线模组-静态容许负载
FTH17-STATIC LOADING MOMENT

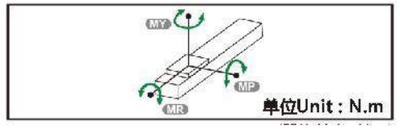

MY	1032
MP	1034
MR	908

力矩所表示的数据代表重心
The data represented by the moment represent the center of gravity

福誉科技

M 电机内置 MOTOR HIDDEN IN

A：尾部相邻孔间距
A : Distance between adjacent holes in tail
M：阵列数
M : Number of arrays
N：安装孔个数
N : Number of mounting holes

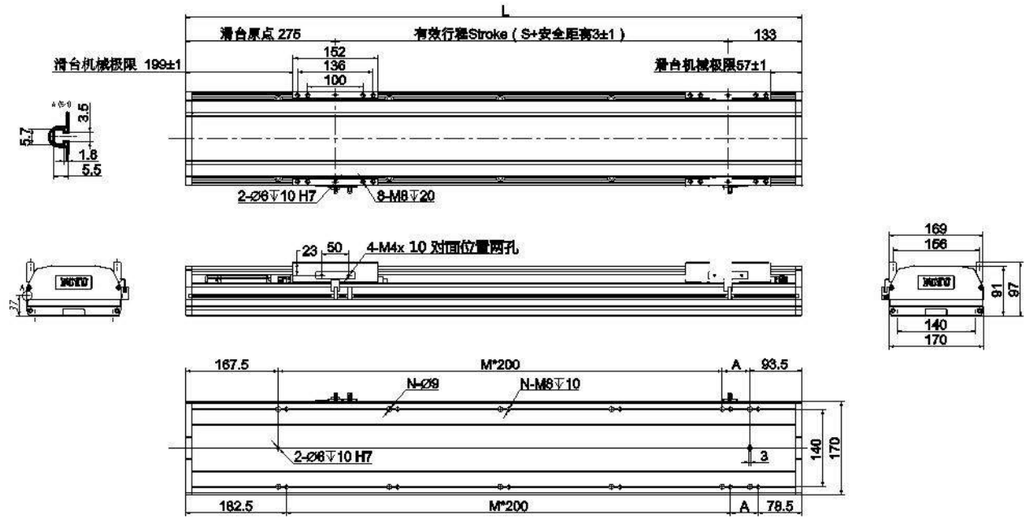

行程[mm] Stroke	100	200	300	400	500	600	700	800	900	1000	1100	1200	1300	1400	1500
模组总长[mm] Linear Guide Total Length	511	611	711	811	911	1011	1111	1211	1311	1411	1511	1611	1711	1811	1911
重量[kg] Weight	10.5	12.1	13.7	15.3	16.9	18.5	20.1	21.7	23.3	24.9	26.5	28.1	29.7	31.3	32.9

注:图中参考电机为台达400W,仅供参考　Note: the motor marked in the figure is delta 400W, for reference only

BLR 电机左/右折 MOTOR LEFT AND RIGHT SIDE

A：尾部相邻孔间距
A : Distance between adjacent holes in tail
M：阵列数
M : Number of arrays
N：安装孔个数
N : Number of mounting holes

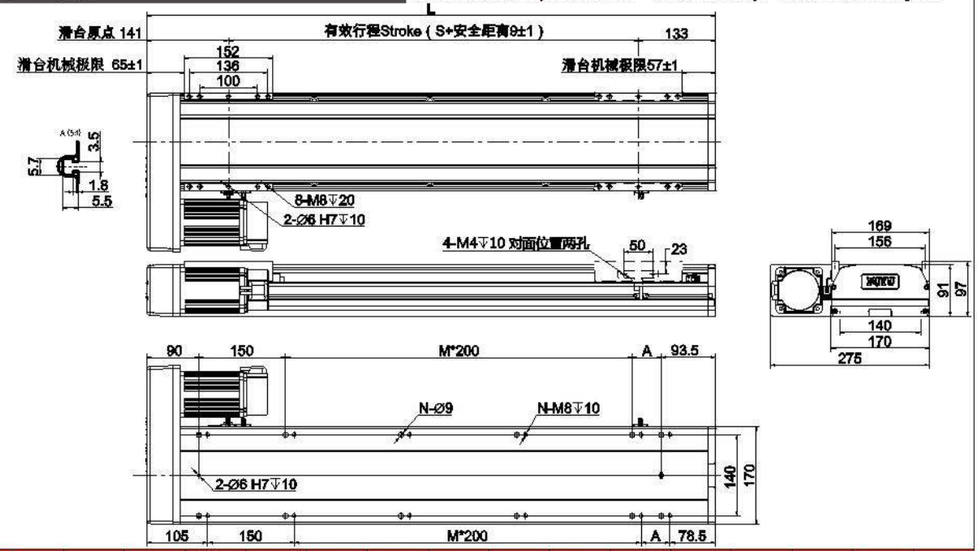

行程[mm] Stroke	100	200	300	400	500	600	700	800	900	1000	1100	1200	1300	1400	1500
模组总长[mm] Linear Guide Total Length	383	483	583	683	783	883	983	1083	1183	1283	1383	1483	1583	1683	1783
重量[kg] Weight	10.1	11.7	13.3	14.9	16.5	18.1	19.7	21.3	22.9	24.5	26.1	27.7	29.3	30.9	32.5

注:图中参考电机为台达400W,仅供参考　Note: the motor marked in the figure is delta 400W, for reference only

BC 电机直连 MOTOR EXPOSED

A：尾部相邻孔间距
A : Distance between adjacent holes in tail
M：阵列数
M : Number of arrays
N：安装孔个数
N : Number of mounting holes

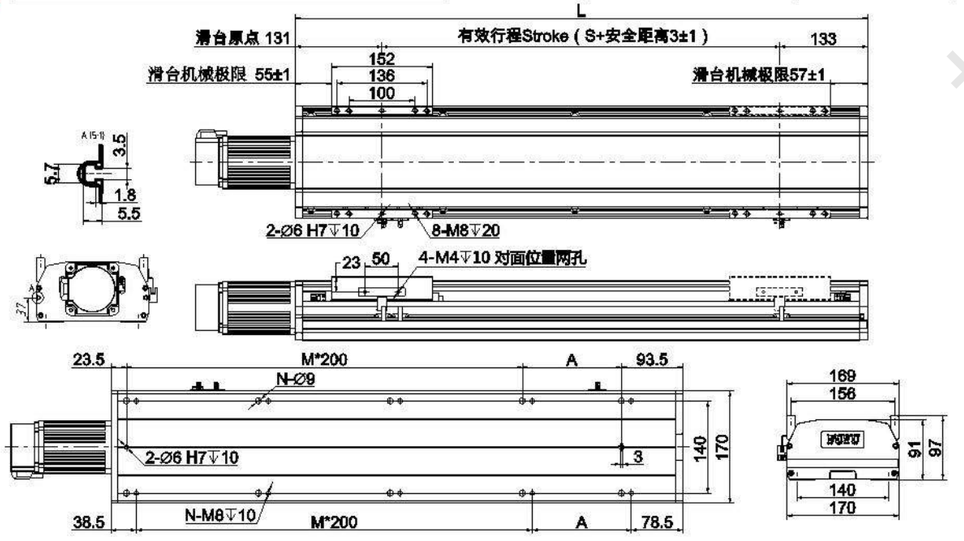

行程[mm] Stroke	100	200	300	400	500	600	700	800	900	1000	1100	1200	1300	1400	1500
模组总长[mm] Linear Guide Total Length	367	467	567	667	767	867	967	1067	1167	1267	1367	1467	1567	1667	1767
重量[kg] Weight	10.1	11.7	13.3	14.9	16.5	18.1	19.7	21.3	22.9	24.5	26.1	27.7	29.3	30.9	32.5

注:图中参考电机为台达400W,仅供参考　Note: the motor marked in the figure is delta 400W, for reference only

BD 电机下折 MOTOR DOWN SIDE

A：尾部相邻孔间距
A : Distance between adjacent holes in tail
M：阵列数
M : Number of arrays
N：安装孔个数
N : Number of mounting holes

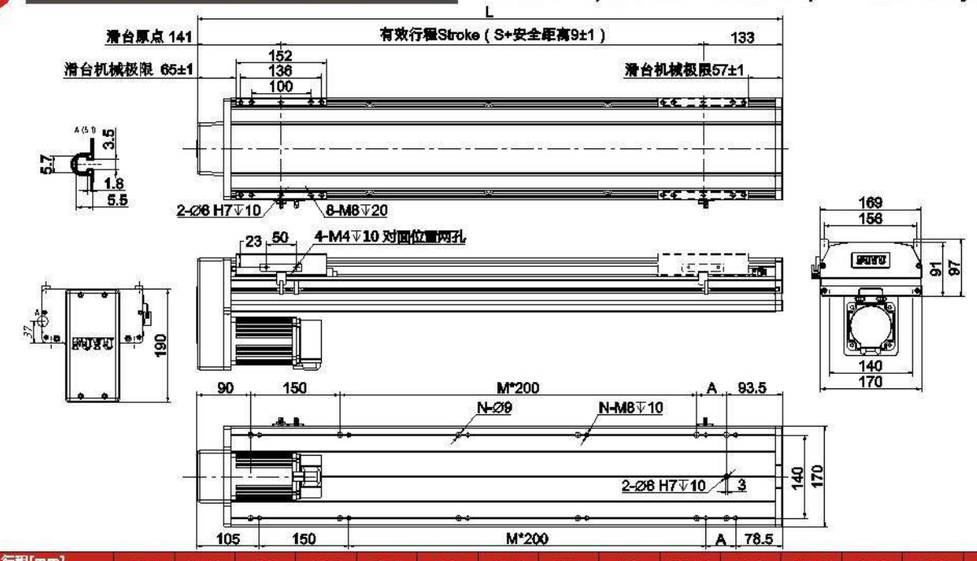

行程[mm] Stroke	100	200	300	400	500	600	700	800	900	1000	1100	1200	1300	1400	1500
模组总长[mm] Linear Guide Total Length	383	483	583	683	783	883	983	1083	1183	1283	1383	1483	1583	1683	1783
重量[kg] Weight	10.1	11.7	13.3	14.9	16.5	18.1	19.7	21.3	22.9	24.5	26.1	27.7	29.3	30.9	32.5

注:图中参考电机为台达400W,仅供参考　Note: the motor marked in the figure is delta 400W, for reference only

福誉科技

FTB系列模组

FTB LINEAR GUIDE

长行程 高速度

LONG TRAVEL AND HIGH SPEED

FTB模组可轻易达到高速度使用需求，运转稳定，重复定位精度可达到±0.05mm，完美应对所有自动化市场需求，使用范围及用途广泛，是目前国际市场主要运用的产品之一。

FTB module can easily meet the needs of high-speed use, stable operation, and repeated positioning accuracy of ± 0.05mm. It perfectly responds to the needs of all automation markets. It is widely used in the industry and popularized in the global market.

技术特点
TECHNICAL FEATURES

1.可选配件 OPTIONAL ACCESSORIES

电源、驱动、限位开关、控制器、连接板、拖链

Power supply, drive, limit switch, controller, connection board, drag chain

2.应用范围 APPLICATION AREA

应用范围：主要用于工作定位、夹取、搬运等自动化设备。包括电子部件组装、液体注入填充装置、点熔焊装置、电路板与晶圆盒定位插入装置、物件整列靠齐。

Application range: laser cutting machine,PV back sheet cutting engraving machine, transportation mechanical arm, assistant device, Electric research test function demonstration, kinds of industrail automatic production line, kinds of precision machinery processing

3.产业 INDUSTRY

TFT-LCD液晶面板设备，半导体设备，LED线上设备，太阳能设备。

Semiconductor device, LED online device, solar equipment, FPD equipment

FTB10 直线模组
FTB10 LINEAR MODULE
P83

FTB12 直线模组
FTB12 LINEAR MODULE
P87

FTB14 直线模组
FTB14 LINEAR MODULE
P91

FTB17 直线模组
FTB17 LINEAR MODULE
P95

FTB10直线模组 FTB10 LINEAR GUIDE

Single rail
单轨

更多参数请联系我们
More parameters please contact us

重复定位精度[mm] Position Accuracy	有效行程[mm] Effective Stroke	垂直最大负载[kg] Max Vertical Loading	水平最大负载[kg] Max Horizontal Loadings
±0.05	100~3500	特殊需求请联系我们 Please contact us for special needs	10

FTB10 直线模组-型号表示方式
FTB10-ORDERING METHOD

FTB10	L	35	100	BC	T40	S

FTB10 — FTB盖板式同步带模组 FTH cover plate belt linear guide

型号 Model	本体宽（mm） Wide(mm)
FTB10	102

L — 传动材料类别 Transmission material category

L	Pu皮带 PU BELT
X	橡胶皮带 Rubber belt

35 — 导程 Lead; 同步带模组 Belt Slider

35	35mm

100 — 有效行程 Effective Stroke

FTB10	100~3500

BC — 电机连结形式 Motor position; 同步带滑台 Belt slide

L	电机左方	Motor Left
LU	电机左上方	Motor Upper Left
LD	电机左下方	Motor Lower Left
R	电机右方	Motor Right
RU	电机右上方	Motor Upper Right
RD	电机右下方	Motor Lower Right

T40 — 伺服电机 Servo motor

P松下	40:400W
T台达	75:750W
Y安川	
M三菱	

步进电机 Stepping motor

B60	60X102
B86	86X128

S — 刹车 brake

无刹车不表示 Extra Enquiry If Need Brake

FTB10 直线模组-搭配一览表
FTB10-COLLOCATION LIST

触摸屏 Touch screen	控制器 Controller	限位开关 Limit switch
TPC7062HW	FSC-2A	SPX303Z(NPN-NO)
	FMC4030	

FTB10 直线模组-技术参数
FTB10-TECHNICAL PARAMETER

TECHNICAL PARAMETER	
重复定位精度[mm] Position Accuracy	±0.05
导轨规格 Guide Type	单轨W20xH15.5
皮带规格 Belt Type	15
导程（mm） Lead	35
最大速度[mm/s] Max Speed	1750
水平额定负载[kg] Horizontal Rated Load	10
垂直额定负载[kg] Vertical Rated Load	特殊需求请联系我们 Please contact us for special needs
额定负载噪声[dB] Rated Load Noise	70-80
加速度[mm/s] Accelerated Speed	1000
储藏温度[℃] Storage temperature	-15℃—+60℃

FTB10 直线模组-容许负载扭矩
FTB10-ALLOWABLE LOAD TORQUE

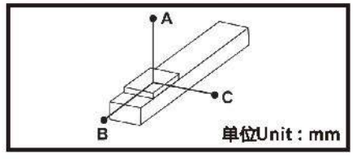

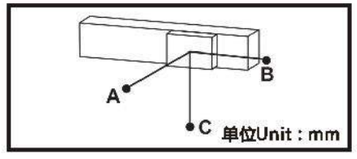

水平安装 Horizontal Installation	A	B	C
5kg	495	155	130
8kg	301	91	77
10kg	236	71	60

侧挂安装 Wall Installation	A	B	C
4kg	165	200	625
7kg	90	110	350
10kg	60	75	240

力矩所表示的数据代表重心
The data represented by the moment represent the center of gravity

FTB10 直线模组-静态容许负载
FTB10-STATIC LOADING MOMENT

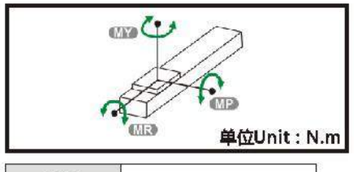

MY	110
MP	110
MR	120

福誉科技

L 电机左折 MOTOR LEFT SIDE

A：局部相邻孔间距
A : Distance between adjacent holes in tail

M：阵列数
M : Number of arrays

N：安装孔个数
N : Number of mounting holes

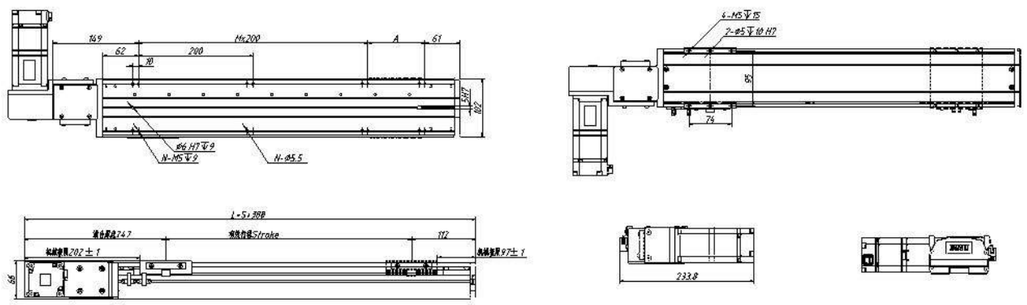

行程[mm] Stroke	100	200	300	400	500	600	700	800	900	1000	1100	1200	1300	1400	1500	1600	1700	1800
模组总长[mm] Linear Guide Total Length	488	588	688	788	888	988	1088	1188	1288	1388	1488	1588	1688	1788	1888	1988	2088	2188
重量[kg] Weight	4.6	5.2	5.8	6.5	7.1	7.7	8.3	8.9	9.6	10.2	10.8	11.4	12.1	12.7	13.3	13.9	14.5	15.2
行程[mm] Stroke	1900	2000	2100	2200	2300	2400	2500	2600	2700	2800	2900	3000	3100	3200	3300	3400	3500	
模组总长[mm] Linear Guide Total Length	2288	2388	2488	2588	2688	2788	2888	2988	3088	3188	3288	3388	3488	3588	3688	3788	3888	
重量[kg] Weight	15.8	16.4	17.0	17.6	18.3	18.9	19.5	20.1	20.7	21.4	22.0	22.6	23.2	23.9	24.5	25.1	25.7	

备注：螺母安装数量 会以长度不同而变化，以实际为准。 The installation length of nut shall be subject to the actual situation

LU 电机左上折 MOTOR LEFT UPPER SIDE

A：局部相邻孔间距
A : Distance between adjacent holes in tail

M：阵列数
M : Number of arrays

N：安装孔个数
N : Number of mounting holes

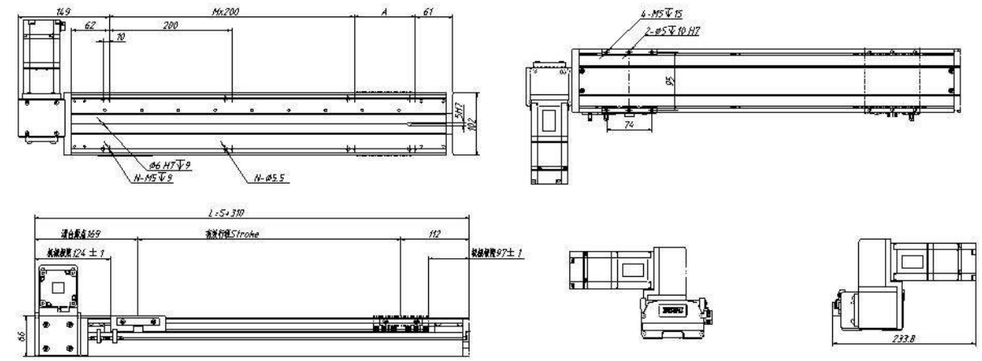

行程[mm] Stroke	100	200	300	400	500	600	700	800	900	1000	1100	1200	1300	1400	1500	1600	1700	1800
模组总长[mm] Linear Guide Total Length	410	510	610	710	810	910	1010	1110	1210	1310	1410	1510	1610	1710	1810	1910	2010	2110
重量[kg] Weight	4.6	5.2	5.8	6.5	7.1	7.7	8.3	8.9	9.6	10.2	10.8	11.4	12.1	12.7	13.3	13.9	14.5	15.2
行程[mm] Stroke	1900	2000	2100	2200	2300	2400	2500	2600	2700	2800	2900	3000	3100	3200	3300	3400	3500	
模组总长[mm] Linear Guide Total Length	2210	2310	2410	2510	2610	2710	2810	2910	3010	3110	3210	3310	3410	3510	3610	3710	3810	
重量[kg] Weight	15.8	16.4	17.0	17.6	18.3	18.9	19.5	20.1	20.7	21.4	22.0	22.6	23.2	23.9	24.5	25.1	25.7	

备注：螺母安装数量 会以长度不同而变化，以实际为准。 The installation length of nut shall be subject to the actual situation

R 电机右折 MOTOR RIGHT SIDE

A：局部相邻孔间距
A : Distance between adjacent holes in tail

M：阵列数
M : Number of arrays

N：安装孔个数
N : Number of mounting holes

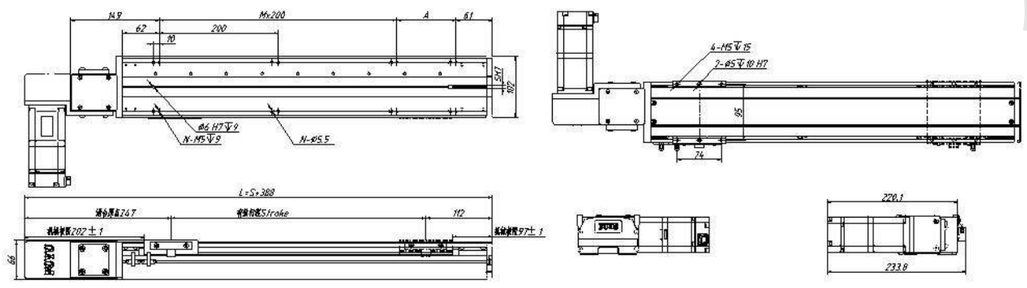

行程[mm] Stroke	100	200	300	400	500	600	700	800	900	1000	1100	1200	1300	1400	1500	1600	1700	1800
模组总长[mm] Linear Guide Total Length	488	588	688	788	888	988	1088	1188	1288	1388	1488	1588	1688	1788	1888	1988	2088	2188
重量[kg] Weight	4.6	5.2	5.8	6.5	7.1	7.7	8.3	8.9	9.6	10.2	10.8	11.4	12.1	12.7	13.3	13.9	14.5	15.2
行程[mm] Stroke	1900	2000	2100	2200	2300	2400	2500	2600	2700	2800	2900	3000	3100	3200	3300	3400	3500	
模组总长[mm] Linear Guide Total Length	2288	2388	2488	2588	2688	2788	2888	2988	3088	3188	3288	3388	3488	3588	3688	3788	3888	
重量[kg] Weight	15.8	16.4	17.0	17.6	18.3	18.9	19.5	20.1	20.7	21.4	22.0	22.6	23.2	23.9	24.5	25.1	25.7	

备注：螺母安装数量 会以长度不同而变化，以实际为准。 The installation length of nut shall be subject to the actual situation

RD 电机右下折 MOTOR RIGHT LOWER SIDE

A：局部相邻孔间距
A : Distance between adjacent holes in tail

M：阵列数
M : Number of arrays

N：安装孔个数
N : Number of mounting holes

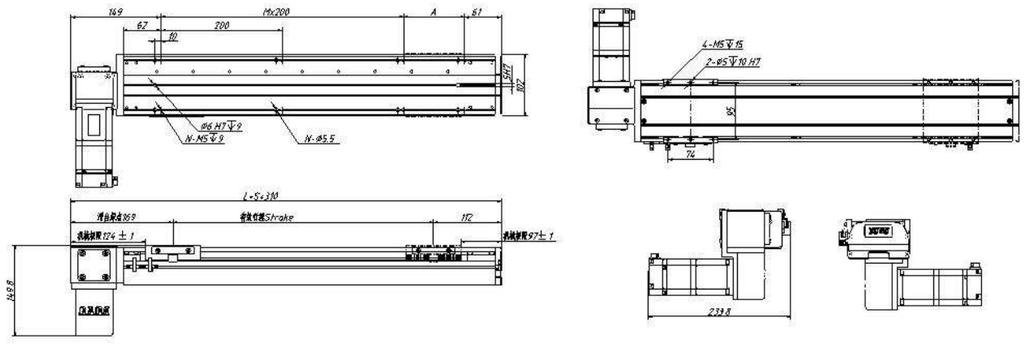

行程[mm] Stroke	100	200	300	400	500	600	700	800	900	1000	1100	1200	1300	1400	1500	1600	1700	1800
模组总长[mm] Linear Guide Total Length	410	510	610	710	810	910	1010	1110	1210	1310	1410	1510	1610	1710	1810	1910	2010	2110
重量[kg] Weight	4.6	5.2	5.8	6.5	7.1	7.7	8.3	8.9	9.6	10.2	10.8	11.4	12.1	12.7	13.3	13.9	14.5	15.2
行程[mm] Stroke	1900	2000	2100	2200	2300	2400	2500	2600	2700	2800	2900	3000	3100	3200	3300	3400	3500	
模组总长[mm] Linear Guide Total Length	2210	2310	2410	2510	2610	2710	2810	2910	3010	3110	3210	3310	3410	3510	3610	3710	3810	
重量[kg] Weight	15.8	16.4	17.0	17.6	18.3	18.9	19.5	20.1	20.7	21.4	22.0	22.6	23.2	23.9	24.5	25.1	25.7	

备注：螺母安装数量 会以长度不同而变化，以实际为准。 The installation length of nut shall be subject to the actual situation

福誉科技

FTB12直线模组 FTB12 LINEAR GUIDE

Double rail
双轨

重复定位精度[mm] Position Accuracy	有效行程[mm] Effective Stroke	垂直最大负载[kg] Max Vertical Loading	水平最大负载[kg] Max Horizontal Loadings
±0.05	100~3500	特殊需求请联系我们 Please contact us for special needs	10

FTB12 直线模组-型号表示方式
FTB12-ORDERING METHOD

FTB12	L	35	100	BC	T40	S

FTB12 — FTB盖板式同步带模组 FTH cover plate belt linear guide

型号 Model	本体宽（mm） Wide(mm)
FTB12	102

L — 传动材料类别 Transmission material category

L	Pu皮带 PU BELT
X	橡胶皮带 Rubber belt

35 — 导程 Lead; 同步带模组 Belt Slider

35	35mm

100 — 有效行程 Effective Stroke

FTB12	100~3500

BC — 电机连结形式 Motor position; 同步带滑台 Belt slide

L	电机左方	Motor Left
LU	电机左上方	Motor Upper Left
LD	电机左下方	Motor Lower Left
R	电机右方	Motor Right
RU	电机右上方	Motor Upper Right
RD	电机右下方	Motor Lower Right

T40 — 伺服电机 Servo motor

P松下	40:400W
T台达	75:750W
Y安川	
M三菱	

步进电机 Stepping motor

B60	60X102
B86	86X128

S — 刹车 brake

无刹车不表示 Extra Enquiry If Need Brake

FTB12 直线模组-搭配一览表
FTB12-COLLOCATION LIST

触摸屏 Touch screen	控制器 Controller	限位开关 Limit switch
TPC7062HW	FSC-2A	SPX303Z(NPN-NO)
	FMC4030	

FTB12 直线模组-技术参数
FTB12-TECHNICAL PARAMETER

TECHNICAL PARAMETER	
重复定位精度[mm] Position Accuracy	±0.05
导轨规格 Guide Type	双轨W12xH8
皮带规格 Belt Type	HTD5M-15
导程（mm） Lead	35
最大速度[mm/s] Max Speed	1750
水平额定负载[kg] Horizontal Rated Load	10
垂直额定负载[kg] Vertical Rated Load	特殊需求请联系我们 Please contact us for special needs
额定负载噪声[dB] Rated Load Noise	70-80
加速度[mm/s] Accelerated Speed	3000
储藏温度[℃] Storage temperature	-15℃—+60℃

FTB12 直线模组-容许负载扭矩
FTB12-ALLOWABLE LOAD TORQUE

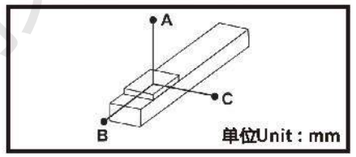

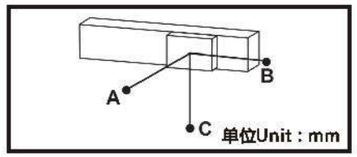

水平安装 Horizontal Installation	A	B	C
5kg	495	155	130
8kg	301	91	77
10kg	236	71	60

侧挂安装 Wall Installation	A	B	C
4kg	165	200	625
7kg	90	110	350
10kg	60	75	240

力矩所表示的数据代表重心
The data represented by the moment represent the center of gravity

FTB12 直线模组-静态容许负载
FTB12-STATIC LOADING MOMENT

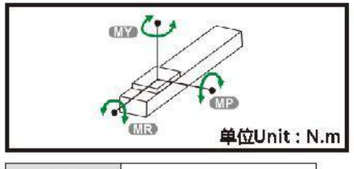

MY	110
MP	110
MR	120

福誉科技

L 电机左折 MOTOR LEFT SIDE

A：尾部相邻孔间距
A : Distance between adjacent holes in tail

M：阵列数
M : Number of arrays

N：安装孔个数
N : Number of mounting holes

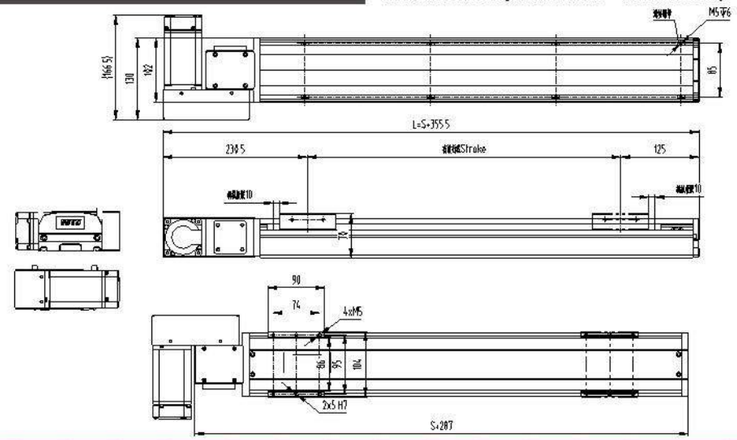

行程[mm] Stroke	100	200	300	400	500	600	700	800	900	1000	1100	1200	1300	1400	1500	1600	1700	1800
模组总长[mm] Linear Guide Total Length	455	555	655	755	855	955	1055	1155	1255	1355	1455	1555	1655	1755	1855	1955	2055	2155
重量[kg] Weight	3.57	4.53	5.17	5.81	6.45	7.09	7.73	8.37	9.01	9.65	10.29	10.93	11.57	12.21	12.85	13.49	14.13	14.77
行程[mm] Stroke	1900	2000	2100	2200	2300	2400	2500	2600	2700	2800	2900	3000	3100	3200	3300	3400	3500	
模组总长[mm] Linear Guide Total Length	2255	2355	2455	2555	2655	2755	2855	2955	3055	3155	3255	3355	3455	3555	3655	3755	3855	
重量[kg] Weight	15.41	16.05	16.69	17.33	17.97	18.61	19.25	19.89	20.53	21.17	21.81	22.45	23.09	23.73	24.37	25.01	25.65	

备注：螺母安装数量 会以长度不同而变化，以实际为准。 The installation length of nut shall be subject to the actual situation

LU 电机左上折 MOTOR LEFT UPPER SIDE

A：尾部相邻孔间距
A : Distance between adjacent holes in tail

M：阵列数
M : Number of arrays

N：安装孔个数
N : Number of mounting holes

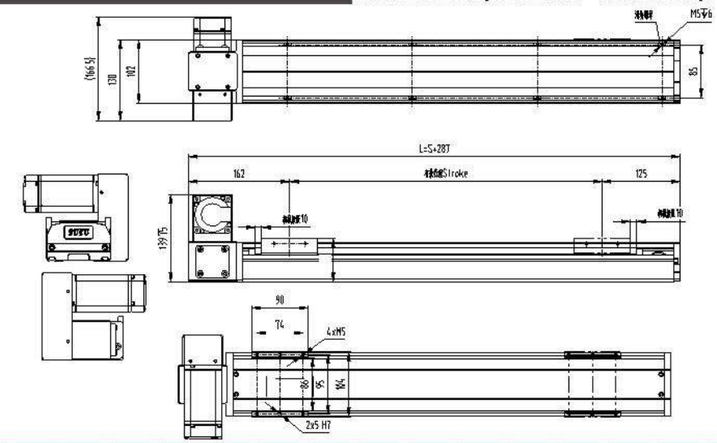

行程[mm] Stroke	100	200	300	400	500	600	700	800	900	1000	1100	1200	1300	1400	1500	1600	1700	1800
模组总长[mm] Linear Guide Total Length	410	510	610	710	810	910	1010	1110	1210	1310	1410	1510	1610	1710	1810	1910	2010	2110
重量[kg] Weight	3.57	4.53	5.17	5.81	6.45	7.09	7.73	8.37	9.01	9.65	10.29	10.93	11.57	12.21	12.85	13.49	14.13	14.77
行程[mm] Stroke	1900	2000	2100	2200	2300	2400	2500	2600	2700	2800	2900	3000	3100	3200	3300	3400	3500	
模组总长[mm] Linear Guide Total Length	2210	2310	2410	2510	2610	2710	2810	2910	3010	3110	3210	3310	3410	3510	3610	3710	3810	
重量[kg] Weight	15.41	16.05	16.69	17.33	17.97	18.61	19.25	19.89	20.53	21.17	21.81	22.45	23.09	23.73	24.37	25.01	25.65	

备注：螺母安装数量 会以长度不同而变化，以实际为准。 The installation length of nut shall be subject to the actual situation

R 电机右折 MOTOR RIGHT SIDE

A：尾部相邻孔间距
A : Distance between adjacent holes in tail

M：阵列数
M : Number of arrays

N：安装孔个数
N : Number of mounting holes

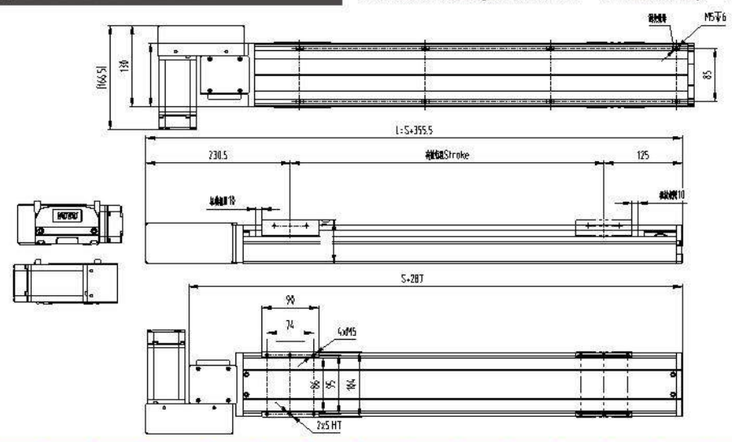

行程[mm] Stroke	100	200	300	400	500	600	700	800	900	1000	1100	1200	1300	1400	1500	1600	1700	1800
模组总长[mm] Linear Guide Total Length	455	555	655	755	855	955	1055	1155	1255	1355	1455	1555	1655	1755	1855	1955	2055	2155
重量[kg] Weight	3.57	4.53	5.17	5.81	6.45	7.09	7.73	8.37	9.01	9.65	10.29	10.93	11.57	12.21	12.85	13.49	14.13	14.77
行程[mm] Stroke	1900	2000	2100	2200	2300	2400	2500	2600	2700	2800	2900	3000	3100	3200	3300	3400	3500	
模组总长[mm] Linear Guide Total Length	2255	2355	2455	2555	2655	2755	2855	2955	3055	3155	3255	3355	3455	3555	3655	3755	3855	
重量[kg] Weight	15.41	16.05	16.69	17.33	17.97	18.61	19.25	19.89	20.53	21.17	21.81	22.45	23.09	23.73	24.37	25.01	25.65	

备注：螺母安装数量 会以长度不同而变化，以实际为准。 The installation length of nut shall be subject to the actual situation

RD 电机右下折 MOTOR RIGHT LOWER SIDE

A：尾部相邻孔间距
A : Distance between adjacent holes in tail

M：阵列数
M : Number of arrays

N：安装孔个数
N : Number of mounting holes

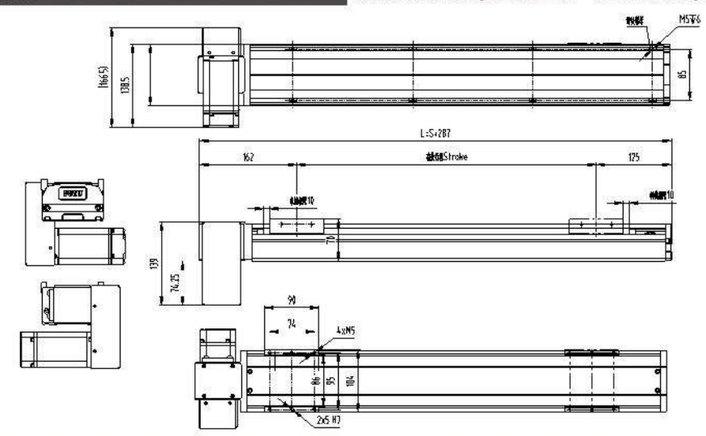

行程[mm] Stroke	100	200	300	400	500	600	700	800	900	1000	1100	1200	1300	1400	1500	1600	1700	1800
模组总长[mm] Linear Guide Total Length	410	510	610	710	810	910	1010	1110	1210	1310	1410	1510	1610	1710	1810	1910	2010	2110
重量[kg] Weight	3.57	4.53	5.17	5.81	6.45	7.09	7.73	8.37	9.01	9.65	10.29	10.93	11.57	12.21	12.85	13.49	14.13	14.77
行程[mm] Stroke	1900	2000	2100	2200	2300	2400	2500	2600	2700	2800	2900	3000	3100	3200	3300	3400	3500	
模组总长[mm] Linear Guide Total Length	2210	2310	2410	2510	2610	2710	2810	2910	3010	3110	3210	3310	3410	3510	3610	3710	3810	
重量[kg] Weight	15.41	16.05	16.69	17.33	17.97	18.61	19.25	19.89	20.53	21.17	21.81	22.45	23.09	23.73	24.37	25.01	25.65	

备注：螺母安装数量 会以长度不同而变化，以实际为准。 The installation length of nut shall be subject to the actual situation

福誉科技

FTB14直线模组 FTB14 LINEAR GUIDE

Double rail
双轨

重复定位精度[mm] Position Accuracy	有效行程[mm] Effective Stroke	垂直最大负载[kg] Max Vertical Loading	水平最大负载[kg] Max Horizontal Loadings
±0.05	100~3500	特殊需求请联系我们 Please contact us for special needs	25

FTB14 直线模组-型号表示方式
FTB14-ORDERING METHOD

FTB14	L	40	100	BC	T40	S

FTB14 — FTB盖板式同步带模组 FTH cover plate belt linear guide

型号 Model	本体宽（mm） Wide(mm)
FTB14	135

L — 传动材料类别 Transmission material category

L	Pu皮带 PU BELT
X	橡胶皮带 Rubber belt

40 — 导程 Lead

同步带模组 Belt Slider

40	40mm

100 — 有效行程 Effective Stroke

FTB14	100~3500

BC — 电机连结形式 Motor position

同步带滑台 Belt slide

L	电机左方	Motor Left
LU	电机左上方	Motor Upper Left
LD	电机左下方	Motor Lower Left
R	电机右方	Motor Right
RU	电机右上方	Motor Upper Right
RD	电机右下方	Motor Lower Right

T40 — 伺服电机 Servo motor

P松下	40:400W
T台达	75:750W
Y安川	
M三菱	

步进电机 Stepping motor

B60	60X102
B86	86X128

S — 刹车 brake

无刹车不表示 Extra Enquiry If Need Brake

FTB14 直线模组-搭配一览表
FTB14-COLLOCATION LIST

触摸屏 Touch screen	控制器 Controller	限位开关 Limit switch
TPC7062HW	FSC-2A	FY-SPX307
	FMC4030	

FTB14 直线模组-技术参数
FTB14-TECHNICAL PARAMETER

TECHNICAL PARAMETER	
重复定位精度[mm] Position Accuracy	±0.05
导轨规格 Guide Type	双轨W15xH12.5
皮带规格 Belt Type	25
导程（mm） Lead	40
最大速度[mm/s] Max Speed	2000
水平额定负载[kg] Horizontal Rated Load	25
垂直额定负载[kg] Vertical Rated Load	特殊需求请联系我们 Please contact us for special needs
额定负载噪声[dB] Rated Load Noise	70-80
加速度[mm/s] Accelerated Speed	1000
储藏温度[℃] Storage temperature	-15℃—+60℃

FTB14 直线模组-容许负载扭矩
FTB14-ALLOWABLE LOAD TORQUE

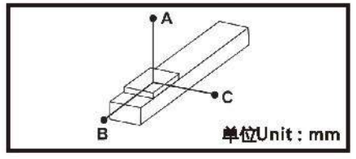

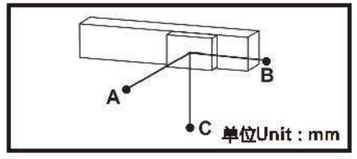

水平安装 Horizontal installation	A	B	C
10kg	1795	690	540
20kg	860	330	260
25kg	670	260	200

侧挂安装 Wall installation	A	B	C
15kg	50	450	1180
18kg	290	370	970
25kg	60	75	240

力矩所表示的数据代表重心
The data represented by the moment represent the center of gravity

FTB14 直线模组-静态容许负载
FTB14-STATIC LOADING MOMENT

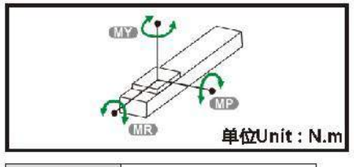

MY	560
MP	565
MR	490

福誉科技

L 电机左折 MOTOR LEFT SIDE

A：尾部相邻孔间距
A : Distance between adjacent holes in tail

M：阵列数
M : Number of arrays

N：安装孔个数
N : Number of mounting holes

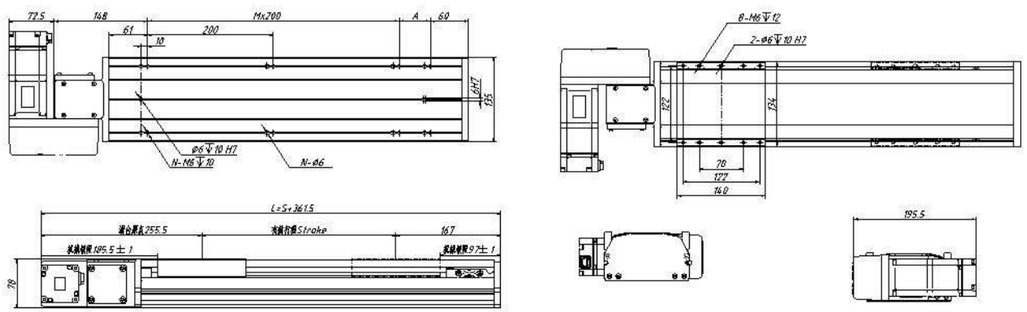

行程[mm] Stroke	100	200	300	400	500	600	700	800	900	1000	1100	1200	1300	1400	1500	1600	1700	1800
模组总长[mm] Linear Guide Total Length	530.5	630.5	730.5	830.5	930.5	1030.5	1130.5	1230.5	1330.5	1430.5	1530.5	1630.5	1730.5	1830.5	1930.5	2030.5	2130.5	2230.5
重量[kg] Weight	7.3	8.2	9.1	10.0	10.8	11.7	12.6	13.5	14.4	15.2	16.1	17.0	17.9	18.8	19.6	20.5	21.4	22.3
行程[mm] Stroke	1900	2000	2100	2200	2300	2400	2500	2600	2700	2800	2900	3000	3100	3200	3300	3400	3500	
模组总长[mm] Linear Guide Total Length	2330.5	2430.5	2530.5	2630.5	2730.5	2830.5	2930.5	3030.5	3130.5	3230.5	3330.5	3430.5	3530.5	3630.5	3730.5	3830.5	3930.5	
重量[kg] Weight	23.2	24.0	24.9	25.8	26.7	27.6	28.4	29.3	30.2	31.1	32.0	32.8	33.7	34.6	35.5	36.4	37.2	

备注：螺母安装数量 会以长度不同而变化，以实际为准。 The installation length of nut shall be subject to the actual situation

LU 电机左上折 MOTOR LEFT UPPER SIDE

A：尾部相邻孔间距
A : Distance between adjacent holes in tail

M：阵列数
M : Number of arrays

N：安装孔个数
N : Number of mounting holes

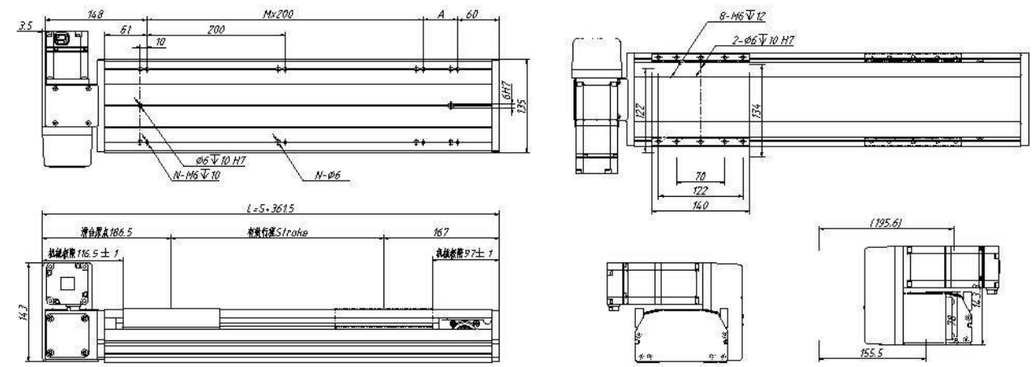

行程[mm] Stroke	100	200	300	400	500	600	700	800	900	1000	1100	1200	1300	1400	1500	1600	1700	1800
模组总长[mm] Linear Guide Total Length	461.5	561.5	661.5	761.5	861.5	961.5	1061.5	1161.5	1261.5	1361.5	1461.5	1561.5	1661.5	1761.5	1861.5	1961.5	2061.5	2161.5
重量[kg] Weight	7.3	8.2	9.1	10.0	10.8	11.7	12.6	13.5	14.4	15.2	16.1	17.0	17.9	18.8	19.6	20.5	21.4	22.3
行程[mm] Stroke	1900	2000	2100	2200	2300	2400	2500	2600	2700	2800	2900	3000	3100	3200	3300	3400	3500	
模组总长[mm] Linear Guide Total Length	2261.5	2361.5	2461.5	2561.5	2661.5	2761.5	2861.5	2961.5	3061.5	3161.5	3261.5	3361.5	3461.5	3561.5	3661.5	3761.5	3861.5	
重量[kg] Weight	23.2	24.0	24.9	25.8	26.7	27.6	28.4	29.3	30.2	31.1	32.0	32.8	33.7	34.6	35.5	36.4	37.2	

备注：螺母安装数量 会以长度不同而变化，以实际为准。 The installation length of nut shall be subject to the actual situation

R 电机右折 MOTOR RIGHT SIDE

A：尾部相邻孔间距
A : Distance between adjacent holes in tail

M：阵列数
M : Number of arrays

N：安装孔个数
N : Number of mounting holes

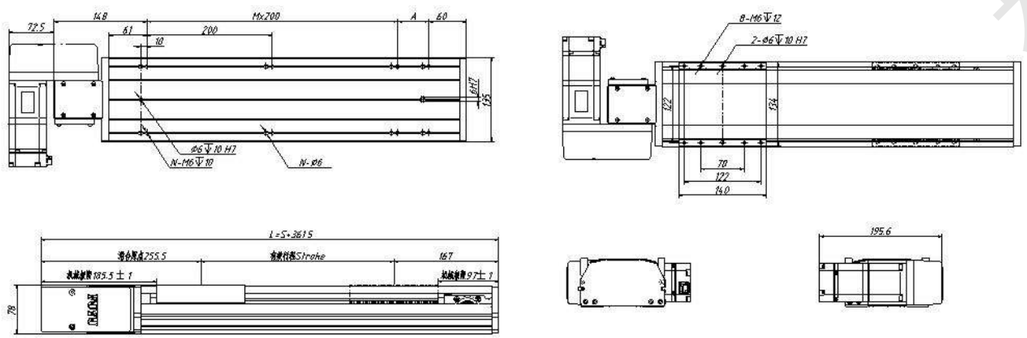

行程[mm] Stroke	100	200	300	400	500	600	700	800	900	1000	1100	1200	1300	1400	1500	1600	1700	1800
模组总长[mm] Linear Guide Total Length	530.5	630.5	730.5	830.5	930.5	1030.5	1130.5	1230.5	1330.5	1430.5	1530.5	1630.5	1730.5	1830.5	1930.5	2030.5	2130.5	2230.5
重量[kg] Weight	7.3	8.2	9.1	10.0	10.8	11.7	12.6	13.5	14.4	15.2	16.1	17.0	17.9	18.8	19.6	20.5	21.4	22.3
行程[mm] Stroke	1900	2000	2100	2200	2300	2400	2500	2600	2700	2800	2900	3000	3100	3200	3300	3400	3500	
模组总长[mm] Linear Guide Total Length	2330.5	2430.5	2530.5	2630.5	2730.5	2830.5	2930.5	3030.5	3130.5	3230.5	3330.5	3430.5	3530.5	3630.5	3730.5	3830.5	3930.5	
重量[kg] Weight	23.2	24.0	24.9	25.8	26.7	27.6	28.4	29.3	30.2	31.1	32.0	32.8	33.7	34.6	35.5	36.4	37.2	

备注：螺母安装数量 会以长度不同而变化，以实际为准。 The installation length of nut shall be subject to the actual situation

RD 电机右下折 MOTOR RIGHT LOWER SIDE

A：尾部相邻孔间距
A : Distance between adjacent holes in tail

M：阵列数
M : Number of arrays

N：安装孔个数
N : Number of mounting holes

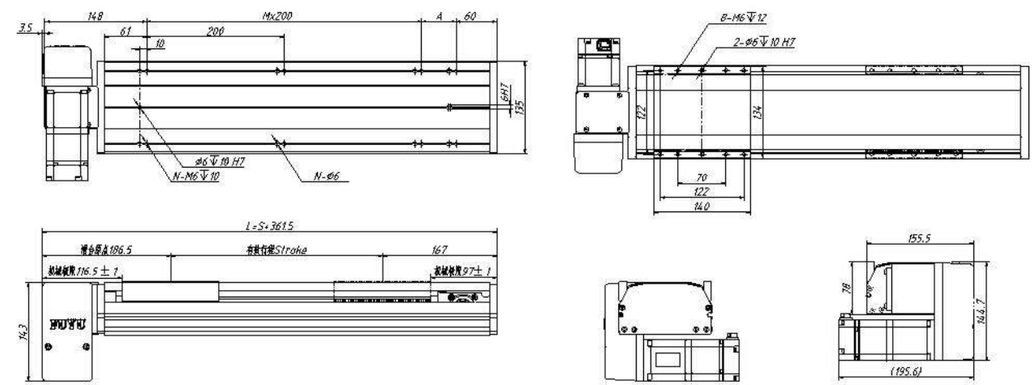

行程[mm] Stroke	100	200	300	400	500	600	700	800	900	1000	1100	1200	1300	1400	1500	1600	1700	1800
模组总长[mm] Linear Guide Total Length	461.5	561.5	661.5	761.5	861.5	961.5	1061.5	1161.5	1261.5	1361.5	1461.5	1561.5	1661.5	1761.5	1861.5	1961.5	2061.5	2161.5
重量[kg] Weight	7.3	8.2	9.1	10.0	10.8	11.7	12.6	13.5	14.4	15.2	16.1	17.0	17.9	18.8	19.6	20.5	21.4	22.3
行程[mm] Stroke	1900	2000	2100	2200	2300	2400	2500	2600	2700	2800	2900	3000	3100	3200	3300	3400	3500	
模组总长[mm] Linear Guide Total Length	2261.5	2361.5	2461.5	2561.5	2661.5	2761.5	2861.5	2961.5	3061.5	3161.5	3261.5	3361.5	3461.5	3561.5	3661.5	3761.5	3861.5	
重量[kg] Weight	23.2	24.0	24.9	25.8	26.7	27.6	28.4	29.3	30.2	31.1	32.0	32.8	33.7	34.6	35.5	36.4	37.2	

备注：螺母安装数量 会以长度不同而变化，以实际为准。 The installation length of nut shall be subject to the actual situation

福誉科技

FTB17直线模组 FTB17 LINEAR GUIDE

Double rail
双轨

更多参数请联系我们
More parameters please contact us

重复定位精度[mm] Position Accuracy	有效行程[mm] Effective Stroke	垂直最大负载[kg] Max Vertical Loading	水平最大负载[kg] Max Horizontal Loadings
±0.05	100~3500	特殊需求请联系我们 Please contact us for special needs	45

FTB17 直线模组-型号表示方式
FTB17-ORDERING METHOD

FTB17	L	10	100	BC	T40	S

FTB盖板式同步带模组 FTH cover plate belt linear guide

型号 Model	本体宽（mm） Wide(mm)
FTB17	170

传动材料类别 Transmission material category

L	Pu皮带 PU BELT
X	橡胶皮带 Rubber belt

导程 Lead

同步带模组 Belt Slider

40	40mm

有效行程 Effective Stroke

FTB17	100~3500

电机连结形式 Motor position

同步带滑台 Belt slide

L	电机左方	Motor Left
LU	电机左上方	Motor Upper Left
LD	电机左下方	Motor Lower Left
R	电机右方	Motor Right
RU	电机右上方	Motor Upper Right
RD	电机右下方	Motor Lower Right

伺服电机 Servo motor

P松下	40:400W
T台达	75:750W
Y安川	
M三菱	

步进电机 Stepping motor

B60	60X102
B86	86X128

刹车 brake

无刹车不表示
Extra Enquiry If Need Brake

FTB17 直线模组-搭配一览表
FTB17-COLLOCATION LIST

触摸屏 Touch screen	控制器 Controller	限位开关 Limit switch
TPC7062HW	FSC-2A	FY-SPX307
	FMC4030	

FTB17 直线模组-技术参数
FTB17-TECHNICAL PARAMETER

TECHNICAL PARAMETER	
重复定位精度[mm] Position Accuracy	±0.05
导轨规格 Guide Type	双轨W20xH15.5
皮带规格 Belt Type	30
导程（mm） Lead	40
最大速度[mm/s] Max Speed	2000
水平额定负载[kg] Horizontal Rated Load	45
垂直额定负载[kg] Vertical Rated Load	特殊需求请联系我们 Please contact us for special needs
额定负载噪声[dB] Rated Load Noise	70-80
加速度[mm/s] Accelerated Speed	1000
储藏温度[℃] Storage temperature	-15℃—+60℃

FTB17 直线模组-容许负载扭矩
FTB17-ALLOWABLE LOAD TORQUE

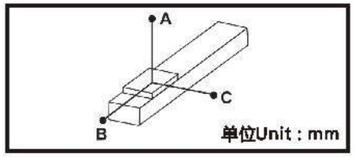

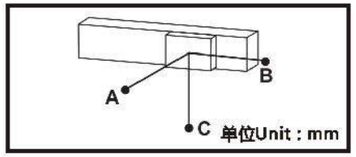

水平安装 Horizontal installation	A	B	C
10kg	3000	1200	1100
20kg	1500	550	500
30kg	950	360	320
45kg	588	220	201

侧挂安装 Wall installation	A	B	
10kg	680	750	2000
20kg	390	430	1150
30kg	270	300	790
45kg	205	220	588

力矩所表示的数据代表重心
The data represented by the moment represent the center of gravity

FTB17 直线模组-静态容许负载
FTB17-STATIC LOADING MOMENT

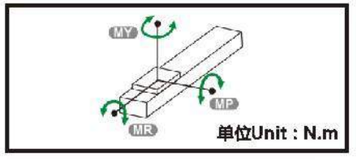

MY	1050
MP	1055
MR	910

福誉科技

BL 电机左折 MOTOR LEFT SIDE

A：周邊相邻孔间距
A : Distance between adjacent holes in tail

M：阵列数
M : Number of arrays

N：安装孔个数
N : Number of mounting holes

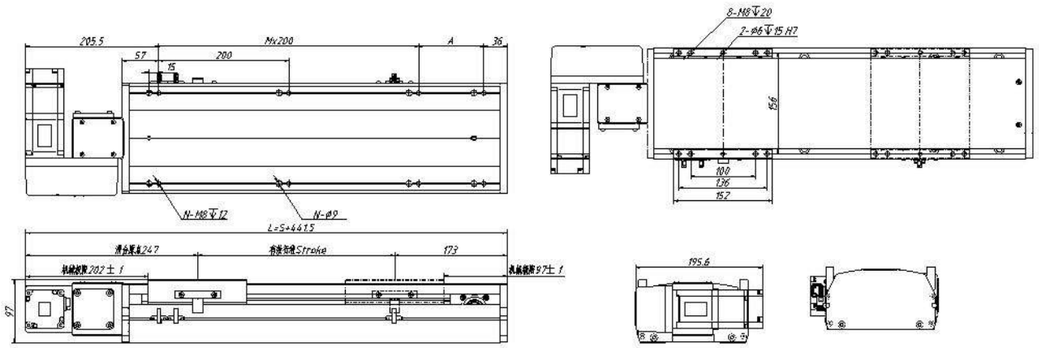

行程[mm] Stroke	100	200	300	400	500	600	700	800	900	1000	1100	1200	1300	1400	1500	1600	1700	1800
模组总长[mm] Linear Guide Total Length	541.5	641.5	741.5	841.5	941.5	1041.5	1141.5	1241.5	1341.5	1441.5	1541.5	1641.5	1741.5	1841.5	1941.5	2041.5	2141.5	2241.5
重量[kg] Weight	11.1	12.5	13.9	15.4	16.8	18.2	19.6	21.0	22.5	23.9	25.3	26.7	28.1	29.6	31.0	32.4	33.8	35.2
行程[mm] Stroke	1900	2000	2100	2200	2300	2400	2500	2600	2700	2800	2900	3000	3100	3200	3300	3400	3500	
模组总长[mm] Linear Guide Total Length	2341.5	2441.5	2541.5	2641.5	2741.5	2841.5	2941.5	3041.5	3141.5	3241.5	3341.5	3441.5	3541.5	3641.5	3741.5	3841.5	3941.5	
重量[kg] Weight	36.7	38.1	39.5	40.9	42.3	43.8	45.2	46.6	48.0	49.4	50.9	52.3	53.7	55.1	56.5	58.0	59.4	

备注：螺母安装数量 会以长度不同而变化，以实际为准。 The installation length of nut shall be subject to the actual situation

LU 电机左上折 MOTOR LEFT UPPER SIDE

A：周邊相邻孔间距
A : Distance between adjacent holes in tail

M：阵列数
M : Number of arrays

N：安装孔个数
N : Number of mounting holes

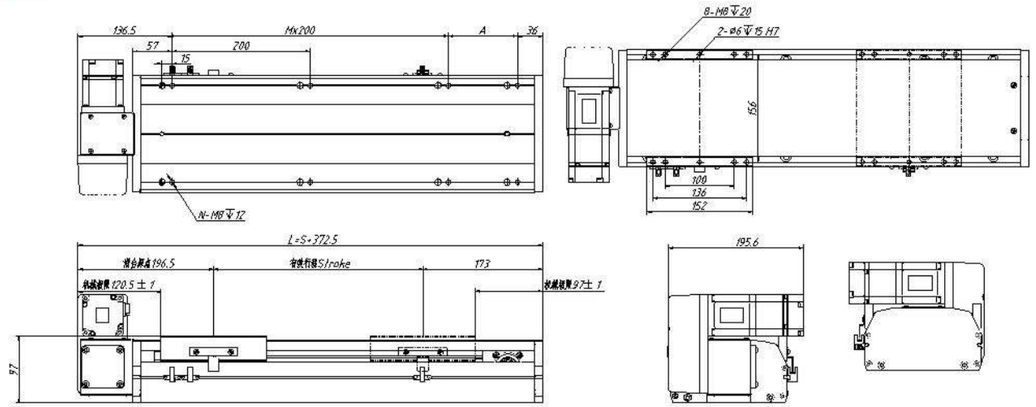

行程[mm] Stroke	100	200	300	400	500	600	700	800	900	1000	1100	1200	1300	1400	1500	1600	1700	1800
模组总长[mm] Linear Guide Total Length	472.5	572.5	672.5	772.5	872.5	972.5	1072.5	1172.5	1272.5	1372.5	1472.5	1572.5	1672.5	1772.5	1872.5	1972.5	2072.5	2172.5
重量[kg] Weight	11.1	12.5	13.9	15.4	16.8	18.2	19.6	21.0	22.5	23.9	25.3	26.7	28.1	29.6	31.0	32.4	33.8	35.2
行程[mm] Stroke	1900	2000	2100	2200	2300	2400	2500	2600	2700	2800	2900	3000	3100	3200	3300	3400	3500	
模组总长[mm] Linear Guide Total Length	2272.5	2372.5	2472.5	2572.5	2672.5	2772.5	2872.5	2972.5	3072.5	3172.5	3272.5	3372.5	3472.5	3572.5	3672.5	3772.5	3872.5	
重量[kg] Weight	36.7	38.1	39.5	40.9	42.3	43.8	45.2	46.6	48.0	49.4	50.9	52.3	53.7	55.1	56.5	58.0	59.4	

备注：螺母安装数量 会以长度不同而变化，以实际为准。 The installation length of nut shall be subject to the actual situation

BR 电机右折 MOTOR RIGHT SIDE

A：周邊相邻孔间距
A : Distance between adjacent holes in tail

M：阵列数
M : Number of arrays

N：安装孔个数
N : Number of mounting holes

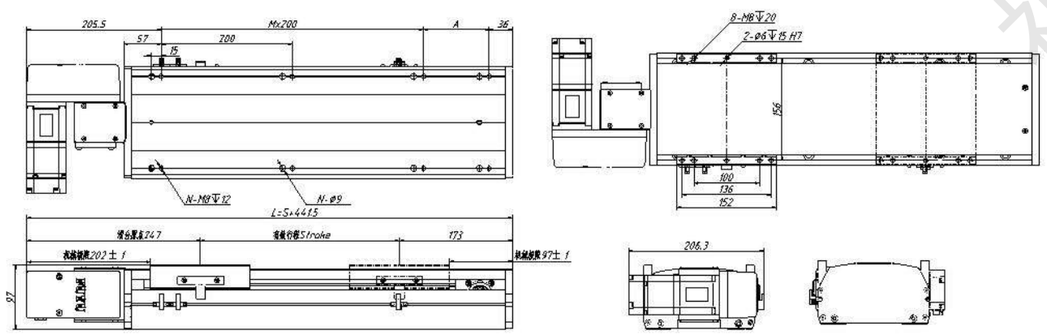

行程[mm] Stroke	100	200	300	400	500	600	700	800	900	1000	1100	1200	1300	1400	1500	1600	1700	1800
模组总长[mm] Linear Guide Total Length	541.5	641.5	741.5	841.5	941.5	1041.5	1141.5	1241.5	1341.5	1441.5	1541.5	1641.5	1741.5	1841.5	1941.5	2041.5	2141.5	2241.5
重量[kg] Weight	11.1	12.5	13.9	15.4	16.8	18.2	19.6	21.0	22.5	23.9	25.3	26.7	28.1	29.6	31.0	32.4	33.8	35.2
行程[mm] Stroke	1900	2000	2100	2200	2300	2400	2500	2600	2700	2800	2900	3000	3100	3200	3300	3400	3500	
模组总长[mm] Linear Guide Total Length	2341.5	2441.5	2541.5	2641.5	2741.5	2841.5	2941.5	3041.5	3141.5	3241.5	3341.5	3441.5	3541.5	3641.5	3741.5	3841.5	3941.5	
重量[kg] Weight	36.7	38.1	39.5	40.9	42.3	43.8	45.2	46.6	48.0	49.4	50.9	52.3	53.7	55.1	56.5	58.0	59.4	

备注：螺母安装数量 会以长度不同而变化，以实际为准。 The installation length of nut shall be subject to the actual situation

RD 电机右下折 MOTOR RIGHT LOWER SIDE

A：周邊相邻孔间距
A : Distance between adjacent holes in tail

M：阵列数
M : Number of arrays

N：安装孔个数
N : Number of mounting holes

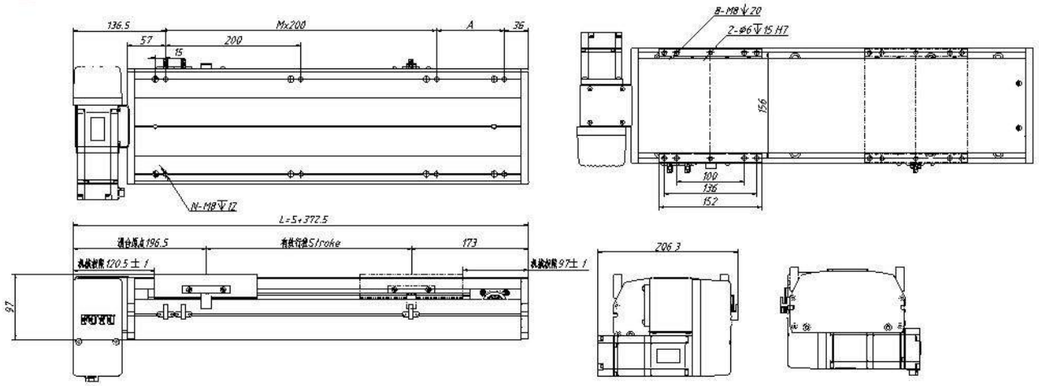

行程[mm] Stroke	100	200	300	400	500	600	700	800	900	1000	1100	1200	1300	1400	1500	1600	1700	1800
模组总长[mm] Linear Guide Total Length	472.5	572.5	672.5	772.5	872.5	972.5	1072.5	1172.5	1272.5	1372.5	1472.5	1572.5	1672.5	1772.5	1872.5	1972.5	2072.5	2172.5
重量[kg] Weight	11.1	12.5	13.9	15.4	16.8	18.2	19.6	21.0	22.5	23.9	25.3	26.7	28.1	29.6	31.0	32.4	33.8	35.2
行程[mm] Stroke	1900	2000	2100	2200	2300	2400	2500	2600	2700	2800	2900	3000	3100	3200	3300	3400	3500	
模组总长[mm] Linear Guide Total Length	2272.5	2372.5	2472.5	2572.5	2672.5	2772.5	2872.5	2972.5	3072.5	3172.5	3272.5	3372.5	3472.5	3572.5	3672.5	3772.5	3872.5	
重量[kg] Weight	36.7	38.1	39.5	40.9	42.3	43.8	45.2	46.6	48.0	49.4	50.9	52.3	53.7	55.1	56.5	58.0	59.4	

备注：螺母安装数量 会以长度不同而变化，以实际为准。 The installation length of nut shall be subject to the actual situation

福誉科技

二轴直角坐标机器人
TWO-AXIS CARTESIAN COORDINATE ROBOT

通用性强
VERSATILITY

二轴直线模组通用性组装方案，可将直线运动提升为二维空间运动，大幅提升使用便利性，并有效减少客户的设备组装工时，适合重负载和高速度。

The universal assembly scheme of the two-axis linear module can promote linear motion into two-dimensional space motion, greatly improve the convenience of use, and effectively reduce the customer's equipment assembly man-hours, designed for heavy load and high speed usage scenarios.

技术特点
TECHNICAL FEATURES

1.可选配件 OPTIONAL ACCESSORIES

电源、驱动、限位开关、控制器、连接板、拖链

Power supply, drive, limit switch, controller, connection board, drag chain

2.二轴结构 APPLICATION AREA

XY-T型直线模组
XY-T LINEAR MODULE

XY-S型直线模组
XY-S LINEAR MODULE

XY-X型直线模组
XY-X LINEAR MODULE

XY-H1 直线模组
XY-H1 LINEAR MODULE

XY-H2 直线模组
XY-H2 LINEAR MODULE

福睿科技

三轴直角坐标机器人
THREE-AXIS CARTESIAN COORDINATE ROBOT

通用性强
VERSATILITY

三轴直线模组通用性组装方案，可将直线运动提升为平面或曲线运动，大幅提升使用便利性，并有效减少客户的设备组装工时。

The universal assembly scheme of the three-axis linear module can promote linear motion to planar or curved motion, greatly improve the convenience of use, and effectively reduce the customer's equipment assembly man-hours.

技术特点
TECHNICAL FEATURES

1.可选配件 OPTIONAL ACCESSORIES

电源、驱动、限位开关、控制器、连接板、拖链

Power supply, drive, limit switch, controller, connection board, drag chain

2.三轴结构 APPLICATION AREA

XYZ-T型直线模组
XYZ-T LINEAR MODULE



XYZ-X型直线模组
XYZ-X LINEAR MODULE

XYZ-L型直线模组
XYZ-L LINEAR MODULE

福源科技

定制工作台
CUSTOM WORKBENCH

高刚性 耐腐蚀
HIGH RIGIDITY AND CORROSION RESISTANCE

福誉工作台，拥有丰富多样的铝型材，可以无缝融入支撑型材的高质量外观，特殊铝色涂层增强了您的应用系统的整体外观，适用于组装应用、商业展会、生产应用或模组工作台等搭建等其他领域，所有组件均耐用耐腐蚀。

Fuyu Workbench, with a wide variety of aluminum profiles, can seamlessly integrate into the high quality appearance of the support profile. The special aluminum color coating enhances the overall appearance of your application system. It is suitable for assembly applications, trade shows, production applications or molds and other areas such as group work benches.All components are durable and corrosion resistant.

技术特点
TECHNICAL FEATURES

1.可选型材 OPTIONAL ACCESSORIES

产品材质6061/6063，可分为40x40、40x60、40x80三种尺寸。

Materials is 6061/6063 and can be divided into three sizes: 40x40, 40x60, 40x80

2.型材特点 LOAD SCHEDULE

抗腐蚀性/Corrosion resistance
电导率/Conductivity
热导量率/Thermal conductivity rate
非铁磁性/Non-ferromagnetic
可机加工性/Machinability
可成形性/Formability

3.应用范围 APPLICATION AREA

主要在无尘车间或电子类、医疗器材设备等特殊要求的领域，如贴膜、贴胶、IC打印、CCD在线检测、焊锡自动化设备精准定位检测、激光加（激光切割/激光打标/激光雕刻/激光钻孔等）精密装配、精密机床、半导体生产设备、定位检测、电子生产设备等领域。

Mainly in the areas of special requirements such as clean room or electronics, medical equipment, etc., such as film, coupon, IC printing, CCD on-line detection, precise positioning detection of solder automation equipment, laser (laser cutting/laser marking/ Laser engraving/laser drilling, etc.) precision assembly, precision machine tools, semiconductor production equipment, location detection, electronic production equipment, printing equipment.

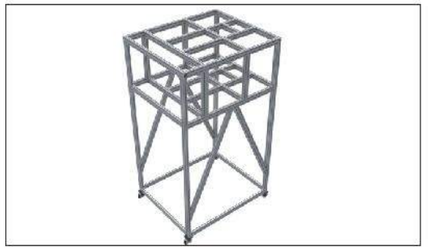

福誉科技

控制类产品

SIMPLE OPERATION EXCELLENT PERFORMANCE

操作简单 性能优异

SIMPLE OPERATION AND EXCELLENT PERFORMANCE

采用ARM为其CPU核心控制单元，提供更高效的运动控制算法，使其控制性能更优秀。

it takes ARM as its CPU core controlling unit, provide more efficient motion controlling algorithm, make its controlling performance more excellent

技术特点
TECHNICAL FEATURES

1.可选控制器 OPTIONAL CONTROLLER

单轴控制器、三轴控制器、触摸屏、FIC步进电机驱控一体控制器

single axis controller, three axis controller, touch screen

2.产品特点 LOAD SCHEDULE

三轴直线点位运动/往复运动、实现程序循环/到点延时、带四路输出口，可利用开关量信号，可外接开关量信号、内嵌三个基本程序、运动参数写入/修改

Three axis linear point motion / reciprocating motion, program cycle / arrival delay, with four output ports, switch signal can be used, switch signal can be external, three basic programs can be embedded, motion parameters can be written / modified

3.应用范围 APPLICATION AREA

主要应用于单轴及多轴控制器,用以驱动模组执行运动。

It is mainly used in single axis and multi axis controller to drive the module to perform movement.

FSC-2A 控制器
FSC-2A CONTROLLER
P107

FMC-4030 控制器
FMC-4030 CONTROLLER
P108

FMC4030 触摸屏
FMC-4030 TOUCH SCREEN
P109

FIC驱控一体控制器
FIC DRIVE CONTROL INTEGRATED CONTROLLER
P110

FPS-1A限位开关
FPS-1A-LIMIT SWITCH
P111

福喜科技

FSC-2A
单轴运动控制器

FSC-2A采用ARM Cortex-M3内核处理器，能够实现对步进电机、伺服电机的速度及距离进行精准控制，并搭载可显运动参数数码管及可调参数按键，控制方式可支持蓝牙链接及遥控操作。

FSC-2A take ARM Cortex-M3 core processor, can realized precise controlling on speed and distance of stepper motor,servo motor, and equiped displayable motion parameter digital tube and adjustable parameter button, controlling method supports buletooth connection and remote controlling operation

FSC-2A单轴运动控制器-技术参数
FSC-2A-TECHNICAL PARAMETER

TECHNICAL PARAMETER	
型号 Type	FSC-2A
供电方式 Power Supply Mode	DC24V供电(Supplied with DC24V)
功耗 Power Consumption	小于7.2W(Lower than 7.2w)
控制轴数 Number of Axes	单轴(Single-axis)
可输出脉冲频率 Frequency of Pulse	50HZ~200kHZ
脉冲输出方式 Pulse Output Mode	脉冲+方向（Pulse+Dir）
加速度模式 Acceleration Mode	梯形加减速(Trapezium AC/DE)
总线拓展 Bus Extension	暂不支持 (Not Supported Yet)
软件操作系统 System	Android 9.0 内存2G以上(With More Than 2GB Storage)

FSC-2A单轴运动控制器-尺寸图
FSC-2A-DIMENSIONAL DRAWING

F 尺寸图 DIMENSIONAL DRAWING

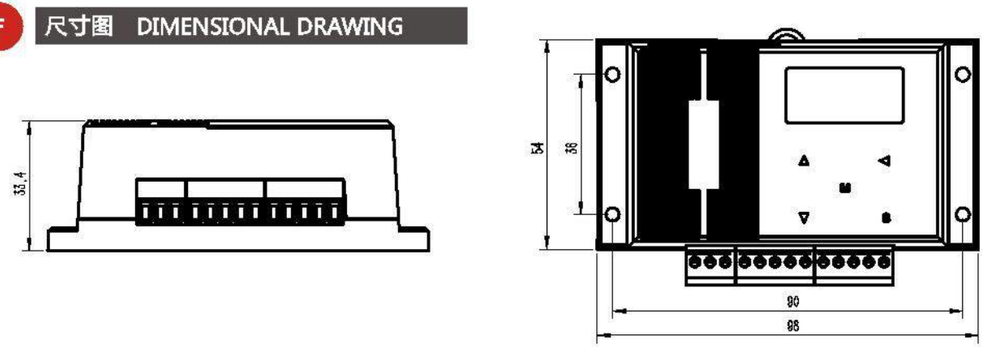

FMC4030
三轴控制器

FMC4030控制器属于脉冲型控制器，采用32位ARM芯片作为控制器主控，各轴输出频率高达200KHz，内部集成脉冲计数功能，可实现精准的步进电机或伺服电机位置控制及速度控制。

FMC4030 controller is a kind of pulse type controller, take 32 bit ARM chip as main control of the controller, each axis output frequency reach 200KHz, pulse counting function intergrated, can realized accurate controlling of position and speed controlling for stepper motor or servo motor

FMC4030三轴控制器-技术参数
FMC4030-TECHNICAL PARAMETER

TECHNICAL PARAMETER	
型号 Type	FMC4030
供电方式 Power Supply Mode	24v
控制器重量 Weight	300g
控制轴数 Number of Axes	三轴(Triaxial)
外部控制模式 Operation mode	网口、串口
马达解析度 Motor resolution	10000
动作控制模式 Motion control mode	手动、自动、程序(Manual, automatic, program)
原点复归方式 Homing method	回零(Return to zero)
通讯 Communication	网口、232、485

FMC4030三轴控制器-尺寸图
FMC4030-DIMENSIONAL DRAWING

F 尺寸图 DIMENSIONAL DRAWING

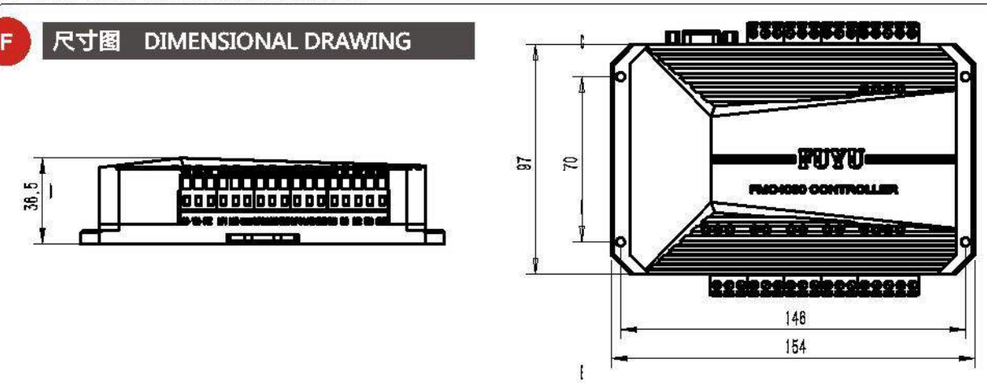

福誉科技

FMC4030 3-axis touch screen
| FMC4030三轴触摸屏

客户在使用我们的FMC4030三轴运动控制器的基础上，搭配该通用触摸屏使用时，可实现脱机完成手动，半自动控制的运动功能。设计初衷即是为了方便客户操作FMC4030运动控制器，为脱机使用控制器提供一种有效的解决办法。

The FMC4030 motion controller is a universal economical 3-axis motion controller introduced by Chengdu FUYU Technology Co., Ltd. It uses ARM as its CPU core control unit and adopt more efficient motion control algorithms to make its control performance better.

FMC4030 三轴运动控制器-技术参数
FMC4030-TECHNICAL PARAMETER

TECHNICAL PARAMETER	
型号 Type	FMC4030
CPU主板 CPU board	以cortex-A8 CPU为核心，主频1GHz
触摸屏 touch screen	四线电阻式(Four wire resistance type)
内存 Memory	512DDR3
存储设备 storage device	128M FLASH、4G扩展存储
接口 Interface	2xRS232、1xRS232/485、1xRS485、2xUSB、1xLAN
电源 Power Supply	DC24V/30W
重量 weight	6.1kg

FMC4030 三轴运动控制器-尺寸图
FMC4030-DIMENSIONAL DRAWING

F 尺寸图 DIMENSIONAL DRAWING

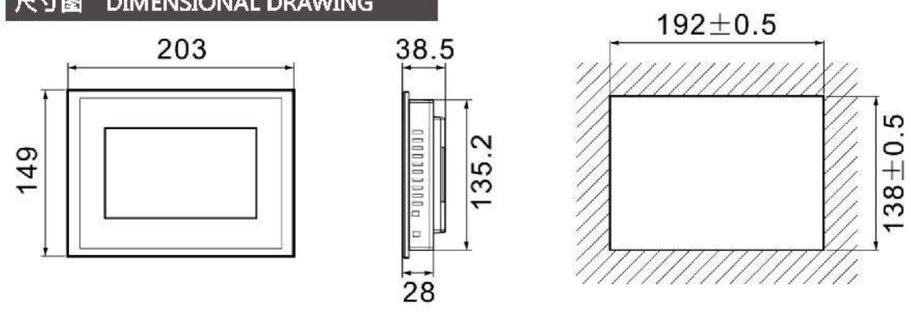



FIC Drive Controller
| FIC驱控器

FIC步进电机驱控一体控制器，采用32位高性能ARM内核芯片，能够对57步进电机的速度及转动位置精准的控制，自带步进电机驱动，最大可输出电流4A，支持最大32细分，能够实现步进电机精准平顺的控制。

FIC stepper motor drive and control integrated controller, using 32-bit high-performance ARM core chip, can accurately control the speed and rotation position of 57 stepper motors, with stepper motor drive, maximum output current 4A, support maximum 32 Subdivision can achieve precise and smooth control of the stepper motor.

FIC 驱控器-技术参数
FIC-TECHNICAL PARAMETER

TECHNICAL PARAMETER	
型号 Type	FIC
控制轴数 Number of controlled axis	1
可对应系列 Compatible product series	57步进电机
控制器重量 Weight	350g
外部控制模式 Operation mode	can总线
马达解析度 Motor resolution	6400
动作控制模式 Motion control mode	点位控制(Point control)
原点复归方式 Homing method	限位回零(Return to zero)
通讯 Communication	CAN总线

FIC 驱控器-尺寸图
FIC-DIMENSIONAL DRAWING

F 尺寸图 DIMENSIONAL DRAWING

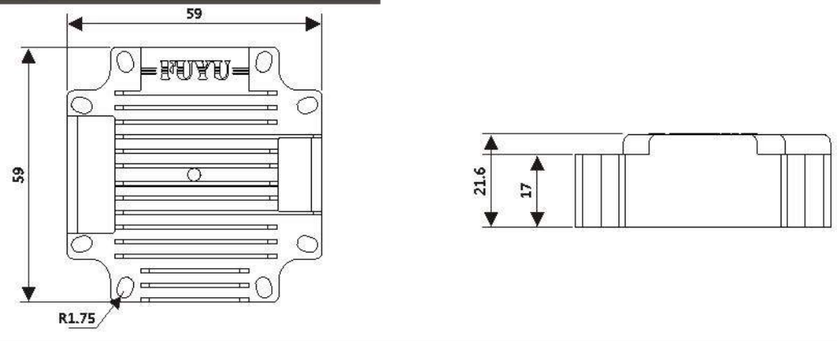

福誉科技

FPS-1A-limit switch
| FPS-1A限位开关

客户在使用我们的FSK30J直线模组时，搭配该限位开关使用时，接线安全、方便、占用空间小；并且分为PNP和NPN2种形式。设计初衷即是为了方便客户操作FSK30J模组，为限位使用提供一种有效的解决办法。

When customers use our FSK30J linear module with this limit switch, the wiring is safe, convenient, and occupies a small space; and there are two forms of PNP and NPN. The original intention of the design is to facilitate customers to operate the FSK30J module and to provide an effective solution for limited use.

FPS-1A 限位开关-技术参数
FPS-1A-ELECTRICAL PARAMETERS

TECHNICAL PARAMETER			
型号 Type	FPS-1A-NPN-ON		FPS-1A-PNP-ON
供电电压 Supply voltage	12~24	V	±10%
供电功耗 Power consumption	<0.5	W	空载
接口最大负载电流 Maximum load current	30	mA	空载
过载保护 Overload protection	30	mA	
短路保护 Short-circuit protection	有	W	撤销短路情况，功能可恢复 Cancel the short circuit condition the function can be restored
防反接保护 Anti-reverse protection	有	mA	
静电放电抗扰度 Electrostatic discharge immunity(ESD)	空气±15 接触±4	KV	GB/T 17626.2-2018/IEC 61000-4-2:2008 所有接口
工作温度 weight	-20~60	℃	

FPS-1A 限位开关-尺寸图
FPS-1A-DIMENSIONAL DRAWING

F 尺寸图 DIMENSIONAL DRAWING

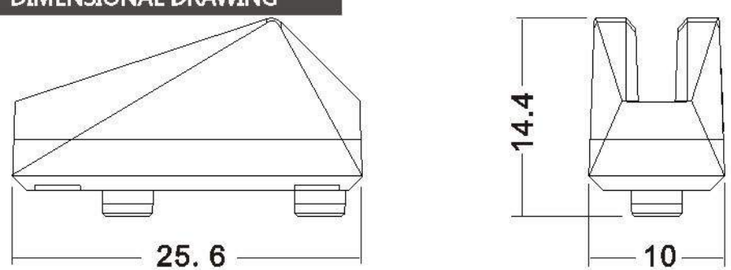

单位：mm

驱动器 driver

FMDD36D22NOM

高有8档等角度恒力矩细分
最高分辨率6400步/转
最高响应频率可达200Kpps
光电隔离信号输入/输出

驱动器 driver

FMDD50D40NOM

采用DSP数字信号处理器
实现精确定位控制
运行平稳，震动和噪音极小
拨码开关设置，简单易用
铝合金外壳，经久耐用

驱动器 driver

FMDT220A42NOM

新一代32位DSP控制技术
最高脉冲响应频率可达400KHz
根据不同型号电机选择参数
灵活匹配上位机的脉冲控制方式

控制器 Controller

FSC-2A单轴控制器

蓝牙/遥控/移动设备
参数设置
位置控制
输出隔离

控制器 Controller

FMC4030三轴控制器

实现回零运动
三轴直线点位运动/往复运动
实现程序循环/到点延时

控制器 Controller

FMC4030触摸屏

稳定可靠
性价比高
使用寿命长
进行手动/半自动操作功能

福言科技

控制器 Controller

FIC步进电机驱控一体

性价比高
安装便捷
减少电机振动

开关电源 Limit Switch

LRS-100W-24

全范围交流输入
保护短路/过负载/过电压
自然风冷
体积小，1U低外型

开关电源 Limit Switch

LRS-350W-24

交流输入范围通过开关切换
保护短路/过负载/过电压/过温度
内有直流风扇强制风冷
具有风扇开/关控制

按钮开关 BS

SN04-N

LED发光
金属材质
IP67等级防水
轻松按压

伺服电机 servo motor

400W

精度高
可控性强
响应迅速

伺服电机 servo motor

750W

精度高
可控性强
响应迅速

光电开关

※备注可选
FPS-1A-NPN-ON
FPS-1A-PNP-ON

FPS-1A 限位开关

高性能检测、低价位
结构小巧、占用空间少
多型号可选，直接控制输出
清晰可见的LED指示灯

光电开关 PHO



※备注可选
FY-SPX307-NPN-NO
FY-SPX307-NPN-NC
FY-SPX307-PNP-NO
FY-SPX307-PNP-NC

FY-SPX307光电开关

使用简单的导线引出线
不受外来光干扰影响的变调光型
导线可任意加长
具备防水、防油、防尘等功能

接近开关 SQ

※备注可选
SN04-NPN-NO
SN04-NPN-NC
SN04-PNP-NO
SN04-PNP-NC

SN04-N接近开关

高性能检测、低价位
全短路保护、电源反接保护
多型号可选，直接控制输出
清晰可见的LED指示灯

步进电机 stepper motor

4248

电能转换成机械能的效率高
发热量较低
性价比高

步进电机 stepper motor

5756

电能转换成机械能的效率高
发热量较低
性价比高

步进电机 stepper motor

60102

电能转换成机械能的效率高
发热量较低
性价比高

福誉科技

步进电机 stepper motor

8698

电能转换成机械能的效率高
发热量较低
性价比高

步进电机 stepper motor

86128

电能转换成机械能的效率高
发热量较低
性价比高

联轴器 coupler

FLK8-2025-0508

中间弹性体为聚氨酯材质，可吸收振动，补偿径向，角向和轴向偏差。

联轴器 coupler

FLK8-2025-0808

抗油与电气绝缘
顺时针和逆时针使用特性完全相同

联轴器 coupler

FLK20-3035-0810

夹紧式有键槽的连接的动力传动，摩擦夹紧力矩避免或减少正反转的齿隙，也减少了键槽的表面应力，可适合正反转使用。

联轴器 coupler

FLK20-3035J-1014

常用于伺服电机，步进电机联接，数控机床设备上使用等

福誉科技

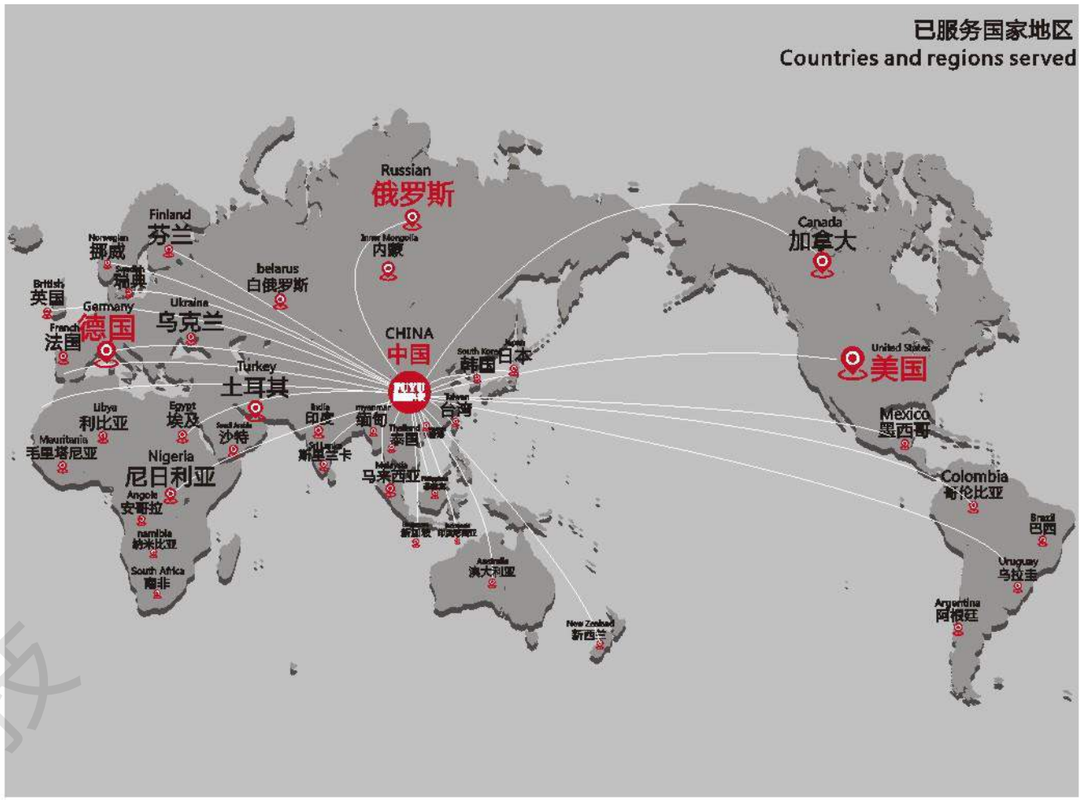

售后服务

SALES AND SERVICES

感谢您在无数品牌中选择福誉科技产品,用我们的真诚,产品的质量,全心全意的服务,严谨的配送体系,用心的售后，助力您的成功，期待携手同行!

Thank you very much for choose FUYU products from many brands,we'll do favour to your success with our sincere, product's good quality, whole-heartedly, strict delivery system, perfect after-sale service, looking forward to grow together.

PRE-SALE TECHNOLOGY
售前技术

您可以自行设计，或告诉我们您的技术需求并委托我们设计技术方案，随后我们将根据技术方案，在双方约定的时间内，完成生产、调试和交付。

You can design by yourself or tell us your technical requirements and we will give you're a technical solution. Then we will complete the production, testing and delivery according to the technical plan within the time agreed by both parties.

技术支持电话：400-800-2581/19940597785
技术支持邮箱：yangwj@fuyuautomation.com

Technical Support Tel:400-800-2581/19940597785
Technical support email:yangwj@fuyuautomation.com



SERVICE
售后服务

用户从我们公司购买的产品，均享受保修期服务。在此期间，我们将为您提供技术咨询服务，产品使用视频教学，更换零部件,远程故障排除等免费服务。在保修期结束后，我们将继续为您提供免费技术咨询和其他有偿技术服务。

The products purchased by users from our company are all covered by the warranty service. During this period, our company will provide you with free telephone consultation services, video teaching, free replacement of parts and components, and remote troubleshooting. After the end of the warranty period, we will continue to provide technical consultation and other paid tech services.

售后服务电话：+86-19983055735/19940597791
售后服务邮箱：zjl@fuyuautomation.com

After-sales service Tel: +86-19983055735/19940597791
Service Email: zjl@fuyuautomation.com

*详见售后服务条款

福誉科技

产品设计

专业的技术团队从一开始就为您提供支持

- 技术建议
- 基于最新技术标准的专业指导
- 系统运行解决方案

Product design

Professional technical team supports you from the very beginning

- Technical advice
- Professional guidance based on the latest technical standards
- Design system solution

使您可以专注于您的核心业务，是福誉长期不懈努力的方向

让我们在各自擅长的领域合作共赢！

Make you can insist on your core business is the direction of FUYU long terms unremitting efforts

Let's win and cooperate in the fileds we are good at!

想了解我们服务的更多信息？
请咨询我们！

Want to learn more about our services?
Please consult us!

福誉科技单轴规格选型表

FUYU Multi-axis Actuator Inquiry Sheet

客户名称 YOU NAME		**填表日期** REGISETER DATE		**填表人** REGISETER PERSON	

需求 NEEDS

- 行程 Stroke （mm）
- 速度 Speed(mm/s)
- ☐水平 ☐垂直 ☐壁挂负载 Payload（kg）
- 重复精度 Reoeatability Accuracy（mm） ±0.1☐ ±0.05☐ ±0.02☐

容许负载力 Work piece Moment（mm）

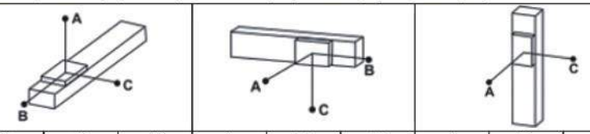

A	B	C	A	B	C	A	B	C

马达品牌 MOTOR BRAND		**型号** MOTOR MODEL NO		

马达组合方式 MOTOR COMBINATION METHOD

丝杆系列 Ball Screw



同步带系列 belt



感应器安装方式 Sensor Connect Method	☐ 内置 Inside		☐ 外挂 Outside

应用 application

- 视觉应用 CCD Testing
  - 位置测试 Position Test
  - 移动测试 Moving Test
- 图面 Figure
- ☐加工机 Processing Work
- ☐锁螺丝机使用 Screw Fastening
- ☐点胶机使用 Dispenser
- ☐其他使用 Other

使用环境 Usage Environment

- ☐ 无尘室（无尘等级） Class10 Class100 Class1000
- ☐ 一般环境 General Environmen
- 备注Remarks

设备 Equipment For

- ☐ 量产机 Mass Production
- ☐ 测试机 Trianl Run

备注Remarks

福誉科技多轴规格选型表

FUYU MULTI-AXIS ACTUATOR INQUIRY SHEET

客户名称 YOU NAME		**填表日期** REGISETER DATE		**填表人** REGISETER PERSON	

需求 NEEDS

- 行程 Stroke （mm）
- 速度 Speed(mm/s)
- ☐水平 ☐垂直 ☐壁挂负载 Payload（kg）
- 重复精度 Reoeatability Accuracy（mm） ±0.1☐ ±0.05☐ ±0.02☐

容许负载力 Work piece Moment（mm）

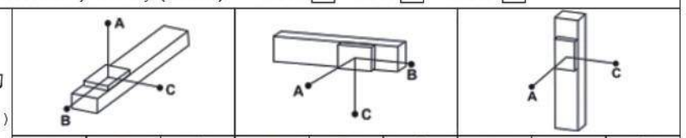

A	B	C	A	B	C	A	B	C

马达品牌 MOTOR BRAND		**型号** MOTOR MODEL NO	

组合类型 COMBINATION TYPES

丝杆系列 Ball Screw

同步带系列 belt

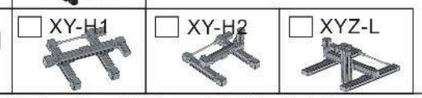

如选用单导轨模组，建议增加辅助轴。
If single guide rail module is selected, support is suggested to add.

马达组合方式 MOTOR COMBINATION METHOD

X Axis

丝杆系列 Ball Screw

同步带系列 belt



Y Axis

丝杆系列 Ball Screw

同步带系列 belt



福誉科技

马达组合方式 MOTOR COMBINATION METHOD	Z Axis	丝杆系列 Ball Screw	☐ BC	☐ BR	☐ BL 	☐ BD	☐ M
		同步带系列 belt	☐ L	☐ LD 	☐ LU 	☐ L-C	
			☐ R	☐ RD 	☐ RU 	☐ R-C	
感应器安装方式 Sensor Connect Method	☐ 内置 Inside			☐ 外挂 Outside			
应用 application	视觉应用 CCD Testing	位置测试 Position Test	图面 Figure				
		移动测试 Moving Test					
	☐ 加工机 Processing Work						
	☐ 锁螺丝机使用 Screw Fastening						
	☐ 点胶机使用 Dispenser						
	☐ 其他使用 Other						
使用环境 Usage Environment	☐ 无尘室（无尘等级）	Class10	Class100	Class1000	备注Remarks		
	☐ 一般环境 General Environmen						
设备 Equipment For	☐ 量产机 Mass Production				☐ 测试机 Trianl Run		
备注Remarks							

福誉科技